


F

**FORUM
THEATRE &
EDUCATION**




**the Time
machine**

Index



Introduction	3
Conceptual contents	4
Plot synopsis	5
Doctor Herbert's. Introduction (for Teacher).	6
Doctor Herbert's. Introduction (for Student).	8
Meet the characters	10
Dialogue 1.	13
Dialogue 2.	14
Song 1. The time machine	15
Song 2. Mummy rock song	16
Song 3. The inventions of Leonardo	17
Song 4. Super hero powers	18
Pre-play activity 1 (for Teacher). Scrambled sentences	19
Pre-play activity 2 (for Teacher). Questions about dialogue 1	21
Pre-play activity 3 (for Teacher). Dialogue 2. Fill in the gaps	23
Pre-play activity 4 (for Teacher). True or false	24
Pre-play activity 5 (for Teacher). The three "R's"	25
Pre-play activity 1 (for Student). Scrambled sentences	27
Pre-play activity 2 (for Student). Questions about dialogue 1	29
Pre-play activity 3 (for Student). Dialogue 2. Fill in the gaps	30
Pre-play activity 4 (for Student). True or false	32
Pre-play activity 5 (for Student). The three "R's"	33
Post-play activity 1 (for Teacher). Put the pictures in the correct order	35
Post-play activity 2 (for Teacher). The scriptures trough time	36
Post-play activity 3 (for Teacher). Who is who?	39
Post-play activity 4 (for Teacher). Choose the correct answer - about Leonardo -	40
Post-play activity 5 (for Teacher). Complete the sentences	41
Post-play activity 1 (for Student). Put the pictures in the correct order	43
Post-play activity 2 (for Student). The scriptures trough time	44
Post-play activity 3 (for Student). Who is who?	47
Post-play activity 4 (for Student). Choose the correct answer - about Leonardo -	48
Post-play activity 5 (for Student). Complete the sentences	49
Extra activity 1. Create your own time machine	51
Extra activity 2. Your super-hero of the future	52
More information	53
Vocabulary	54



Introduction

the Time machine

The primary purpose of the teacher's pack is to help both teachers and students alike to get as much as possible out of their participation in the interactive performance of **"The time machine"**.

The pack has been designed as a tool to help students understand the play, learn new vocabulary and improve their listening and speaking skills. Once they have done the activities, students will understand better both how the story develops and the lines the actors deliver so they will get more enjoyment out of the performance. The audio material contains some introductory elements where you'll find texts corresponding to the plot synopsis and the characters, some dialogues from the play and the original songs performed in the play. Also, you'll find some suggested activities we recommend you to do before the play, pre play activities and some post-play activities which have been designed to check if students have understood the play correctly. The activities also enable the student's vocabulary, expressions and grammatical structures to improve.

Pre-play and post-play activities include instructions for the teacher and the corresponding student worksheets, as long as the activity requires them. Some of the activities have an extension part (extension activity) which makes it possible to study the contents in depth, depending on the group's ability. Both the introductory material and the suggested activities may require the corresponding audio material to make better use of them.

In order to help the teacher find and select the audio activities, we have listed the track numbers below with their corresponding contents in the play **"The time machine"**.

Audio "The time machine" (track 1 to 10).


- Track 1** - Herbert 's introduction.
- Track 2** - Meet the characters.
- Track 3** - Dialogue 1.
- Track 4** - Dialogue 2.
- Track 5** - Song 1. "The time machine".
- Track 6** - Song 2. "Mummy rock song".
- Track 7** - Song 3. "The inventions of Leonardo".
- Track 8** - Song 4. "Super hero powers".
- Track 9** - Pre-play activity 4. True or false.
- Track 10** - Post-play activity 3. Who is who?




A new feature includes the possibility for teachers to see the choreography of a song on our website and therefore offers the opportunity of teaching it to the students prior to the show, thus allowing them to fully enjoy the dance on the day of the show.

We sincerely hope that both teachers and students fully enjoy the play itself and the activities which make up this teacher's pack.

We also hope this proves to be a useful aid in enhancing enjoyment of this interactive theatre experience.



Conceptual Contents



The educational interests of this activity will focus on helping students start developing the four basic skills of any foreign language: listening, speaking, reading and writing. All this with an approach based on communication, which aims to encourage students, involving them in dialogues, conversations, songs... and other forms of communication that are essential to the teaching and learning of a foreign language process. At this stage students should develop a certain level of understanding and speaking to enable them to deploy their first English communicative manifestations, and to consolidate the basic grammatical categories of this language, and ensure their awareness and approach to the Anglo-Saxon cultural tradition. The teaching materials of **“The time machine”** will allow you to study in depth the following conceptual contents:


Listening

Various activities such as listening and repeating words as well as having to fill in the gaps to certain dialogues and songs, helping to sharpen the students ear and encourage them to repeat all they here in English. Reading and Writing: There are numerous moments where students have to read and understand the sentences and dialogues within this dossier. It helps them to hone in on their reading skills and then gives them the opportunity through writing to practice what they already know as well as developing a greater knowledge of the language.

Conversation

The main focus when learning a language should be on the ability to communicate. Here, students are given the opportunity to develop this important skill by involving them in dialogues, conversations, songs, and pair-work set specifically to encourage conversation in English. At this stage students should have already developed a certain level of understanding and speaking to enable them to deploy their first English communicative manifestations, and to consolidate the basic grammatical categories of this language, and ensure their awareness and approach to the Anglo-Saxon cultural tradition. The teaching materials in **“The time machine”** will allow you to study the following conceptual contents in depth:

- **Present simple tense.** *Auxiliary verbs in negatives and questions. Third person singular.*
- **Past simple tense.** *Verb conjugation. Affirmative and negative sentences. Used to.*
- **Third conditional sentences,** *prepositions, the passive, present perfect tenses, etc.*
- **Personality Adjectives** *(nervous, impulsive, knowledgeable...).*
- **Phrasal Verbs** *(to end up, to get on).*
- **Vocabulary:** *History, geography, traveling, cultural knowledge and other useful vocabulary mentioned in the story.*
- **Irregular verbs,** *sentence formation.*
- *Be aware of the importance of recycling in the motto of the three R's: reduce - reuse - recycle.*



Plot Synopsis


the Time machine

Herbert and Susan are two fun inventors who have traveled the world in their plane. In fact they are the pilots that have travelled more kilometers by air throughout their lives than any other, and so they are confirmed in the Guinness Book of the records. Now they can be found in the Bermuda Triangle, a mythical and mysterious place where, according to Professor Herbert, there is a connection that allows them to travel through time. The Bermuda Triangle is the ideal place to put into operation their most successful and ambitious invention: the Time Machine. A machine that has been made with common objects, and according to the description of the famous author Herbert George Wells, better known as H. G. Wells, in his famous book "The time machine" published in 1895.


Activating the Time Machine is not a simple task, but after several attempts and enough help, they get it working ... and ... surprisingly they are thrown into the adventure of their lives, since they manage to go back to the past, to Ancient Egypt, where they meet Cleopatra, the legendary Queen of Egypt. Cleopatra, besides being beautiful, is intelligent, cunning and, as the legend says, has a perfect nose. Cleopatra, upon seeing Dr. Herbert, believes that he is a new Priest, and asks him to participate with her in prayer, whereupon he has to improvise and get out of the situation as best he can. With Cleopatra, Herbert visits the pyramids and Cleopatra helps to decipher an encrypted message that allows them to open the door of one of them and enter the Great Pyramid, where the mummies of various pharaohs remain guarded. They become real. Herbert is very scared, but Cleopatra insists they are harmless, and that, they only attack if they are disrespected. Being among mummies is the perfect occasion to learn more about them and sing a song.

Once the adventure in Ancient Egypt is over, our researchers - Herbert and Susan - return to the Time Machine and set off again. This time they stop off in the Renaissance, and arrive at a beautiful Italian city: Florence. There they find the famous Leonardo da Vinci; Without a doubt, the most exciting man of this historical period. As Susan finds out, Leonardo da Vinci is a funny, clueless yet very kind man ... plus a genius. Leonardo is frankly delighted with all his inventions, and teaches Susan about all the drawings he has made, and tells her of his greatest dream in life: to travel across the sky, that is, to fly. But Leonardo is a little overwhelmed now, since he has a famous commission to complete: a painting of a lady known as The Gioconda, as she is the wife of the Giocondo. The problem is that the lady never goes to Leonardo's studio to pose, so the work can not be finished. Susan, always ready to help, proposes to Leonardo to pose herself and so have the possibility of being able to paint a woman; To which Leonardo agrees willingly. In addition to posing as a model, Susan will also have to decipher a message that appears in one of Leonardo's personal diaries, since he does not understand it, due to the fact that he does not remember using a very peculiar technique, he wrote it as a code. Leonardo appreciates Susan's collaboration and wishes her a happy journey through time.

So, as before, our inventors Herbert and Susan activate the Time Machine again and now begin their journey in the opposite direction, into the future. This is how they end up travelling to the year 20.373. And to their surprise they discover that in the future, the Planet Earth is wonderful! And it is all thanks to the fact that in the past, or rather, in our present, men and women have incorporated into their daily life the three "R" rule, ie, Reuse, Reduce and Recycle. And that has allowed the Earth to be clean and well cared for, and to be an ideal place to live, a place without pollution. In the year 20,373 people like Super H₂O and Super Earth worry about everything being clean, tidy and in its correct place, and fight tirelessly against all the agents that pollute, stain and dirty our wonderful Planet. For humans to live in a future like this is a reality, as long as we take care in the present and all work with the same objective: to take care of our Planet, so full of life.



Doctor Herbert's. Introduction Teacher



TRACK 1

Have the students listen to the text and repeat the words when they hear the BELL. Then let them listen to the text again and fill in those words in the blank spaces.

Hello boys and girls. My name is Herbert, Doctor Herbert **(Repeat: Doctor Herbert)**.

And my passion is flying, to fly through the sky **(Repeat: Flying)**. With my airplane, I've flown through the sky over almost the whole world, and I have visited hundreds of countries and thousands of cities. In fact, Susan and I appear in the Guinness Book of Records as the two people who have travelled the most kilometers through the sky.

In addition, I am a researcher, teacher, and inventor **(Repeat: Inventor)**. I have invented many things and created many machines. I've not always achieved good results however, but I always keep at it, and I am sure that someday I will achieve my greatest invention: a time machine **(Repeat: Time Machine)**. Yes, that's right, I said a time machine; A machine that will allow Susan and I to travel through time, both to the past and future **(Repeat: Past and Future)**.


The time machine can not yet be activated but when it can, there is a very special place we will go to, it is called the Bermuda Triangle. This is a very magical place that has a special connection and will allow us to reach different places through time **(Repeat: Time)**.

We want to travel first to the past, and reach Old Egypt, so we can really learn how the men that built the pyramids lived **(Repeat: Egypt)**. There we will meet the Pharaohs and the famous Cleopatra; And also we will see, a Mummy, up close and personal and discover all their secrets **(Repeat: Mummy)**. Then we will jump through time and visit the creative period that was, The Renaissance. There we will speak to a genius: Leonardo da Vinci **(Repeat: Renaissance)** and share with him the creation of his famous painting, La Gioconda **(Repeat: La Gioconda)**, And perhaps, we will be able to unveil the magic of this famous painting. One of the most talked about in the history of art! **(Repeat: History)**.

And to end our journey through time, what could be better than to go to the future! How will men and women live in the future? I don't think there could be anything better than to find out if we have actually been respectful to the planet Earth **(Repeat: Planet Earth)** and whether we have managed to create a better world **(Repeat: World)**.

This will be an incredible trip! If you are willing to come with us, put on your helmets and start your engines, because we are going in 3, 2, 1 ... BLAST OFF!!!!

Repeat the words: Doctor Herbert - Flying - Inventor - Time Machine - Past and Future - Time Egypt - Mummy - Renaissance - La Gioconda - History - Planet earth - World.



Doctor Herbert's. Introduction Teacher

the Time machine

Now listen to the text carefully again and fill in the words that are missing when you hear the bell again.

Hello boys and girls. My name is Herbert, **Doctor Herbert.**

And my passion is **flying**, to fly through the sky. With my airplane, I've flown through the sky over almost the whole world, and I have visited hundreds of countries and thousands of cities. In fact, Susan and I appear in the Guinness Book of Records as the two people who have travelled the most kilometers through the sky.


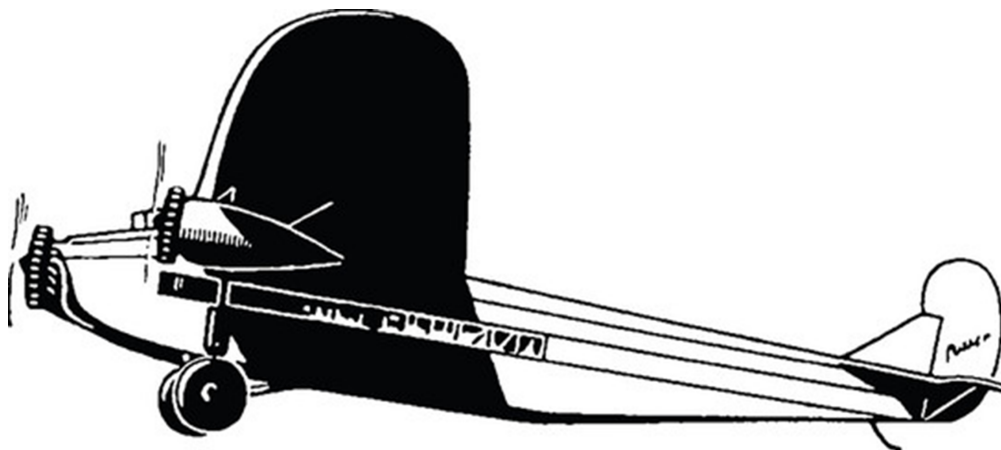
In addition, I am a researcher, teacher, and **inventor**. I have invented many things and created many machines. I've not always achieved good results however, but I always keep at it, and I am sure that someday I will achieve my greatest invention: **A time machine** Yes, that's right, I said a time machine; A machine that will allow Susan and I to travel through time, both to the **past and future.**

The time machine can not yet be activated but when it can, there is a very special place we will go to, it is called the Bermuda Triangle. This is a very magical place that has a special connection and will allow us to reach different places through **time.**


We want to travel first to the past, and reach Old **Egypt**, so we can really learn how the men that built the pyramids lived. There we will meet the Pharaohs and the famous Cleopatra; And also we will see, a **mummy**, up close and personal and discover all their secrets. Then we will jump through time and visit the creative period that was, The **Renaissance.** There we will speak to a genius: Leonardo da Vinci and share with him the creation of his famous painting, **La Gioconda**, And perhaps, we will be able to unveil the magic of this famous painting. One of the most talked about in the **history** of art!.

And to end our journey through time, what could be better than to go to the future! How will men and women live in the future? I don't think there could be anything better than to find out if we have actually been respectful to the **planet Earth** and whether we have managed to create a better **wold.**

This will be an incredible trip! If you are willing to come with us, put on your helmets and start your engines, because we are going in 3, 2, 1 ... **BLAST OFF!!!!.**



Doctor Herbert's. Introduction Student



TRACK 1

Listen to the text carefully and repeat the words when you hear the bell.

Hello boys and girls. My name is Herbert, Doctor Herbert **(Repeat: Doctor Herbert)**.

And my passion is flying, to fly through the sky **(Repeat: Flying)**. With my airplane, I've flown through the sky over almost the whole world, and I have visited hundreds of countries and thousands of cities. In fact, Susan and I appear in the Guinness Book of Records as the two people who have travelled the most kilometers through the sky.

In addition, I am a researcher, teacher, and inventor **(Repeat: Inventor)**. I have invented many things and created many machines. I've not always achieved good results however, but I always keep at it, and I am sure that someday I will achieve my greatest invention: a time machine **(Repeat: Time Machine)**. Yes, that's right, I said a time machine; A machine that will allow Susan and I to travel through time, both to the past and future **(Repeat: Past and Future)**.


The time machine can not yet be activated but when it can, there is a very special place we will go to, it is called the Bermuda Triangle. This is a very magical place that has a special connection and will allow us to reach different places through time **(Repeat: Time)**.

We want to travel first to the past, and reach Old Egypt, so we can really learn how the men that built the pyramids lived **(Repeat: Egypt)**. There we will meet the Pharaohs and the famous Cleopatra; And also we will see, a Mummy, up close and personal and discover all their secrets **(Repeat: Mummy)**. Then we will jump through time and visit the creative period that was, The Renaissance. There we will speak to a genius: Leonardo da Vinci **(Repeat: Renaissance)** and share with him the creation of his famous painting, La Gioconda **(Repeat: La Gioconda)**, And perhaps, we will be able to unveil the magic of this famous painting. One of the most talked about in the history of art! **(Repeat: History)**.

And to end our journey through time, what could be better than to go to the future! How will men and women live in the future? I don't think there could be anything better than to find out if we have actually been respectful to the planet Earth **(Repeat: Planet Earth)** and whether we have managed to create a better world **(Repeat: World)**.

This will be an incredible trip! If you are willing to come with us, put on your helmets and start your engines, because we are going in 3, 2, 1 ... BLAST OFF!!!!.

Repeat the words: Doctor Herbert - Flying - Inventor - Time Machine - Past and Future - Time Egypt - Mummy - Renaissance - La Gioconda - History - Planet earth - World.



Doctor Herbert's. Introduction Student

the Time machine

Now listen to the text carefully again and fill in the words that are missing when you hear the bell again.

Hello boys and girls. My name is Herbert,

And my passion is, to fly through the sky. With my airplane, I've flown through the sky over almost the whole world, and I have visited hundreds of countries and thousands of cities. In fact, Susan and I appear in the Guinness Book of Records as the two people who have travelled the most kilometers through the sky.



In addition, I am a researcher, teacher, and I have invented many things and created many machines. I've not always achieved good results however, but I always keep at it, and I am sure that someday I will achieve my greatest invention: Yes, that's right, I said a time machine; A machine that will allow Susan and I to travel through time, both to the

The time machine can not yet be activated but when it can, there is a very special place we will go to, it is called the Bermuda Triangle. This is a very magical place that has a special connection and will allow us to reach different places through

We want to travel first to the past, and reach Old, so we can really learn how the men that built the pyramids lived. There we will meet the Pharaohs and the famous Cleopatra; And also we will see, a, up close and personal and discover all their secrets. Then we will jump through time and visit the creative period that was, The There we will speak to a genius: Leonardo da Vinci and share with him the creation of his famous painting,, And perhaps, we will be able to unveil the magic of this famous painting. One of the most talked about in the of art!.

And to end our journey through time, what could be better than to go to the future! How will men and women live in the future? I don't think there could be anything better than to find out if we have actually been respectful to the and whether we have managed to create a better

This will be an incredible trip! If you are willing to come with us, put on your helmets and start your engines, because we are going in 3, 2, 1 ... BLAST OFF!!!!.




Meet the characters

the Time machine

TRACK 2


Doctor Herbert

He is one of the protagonists in the story. He is a great aviator who has visited hundreds of countries and thousands of cities. He appears in the Guinness Book of Records, next to his assistant Susan, for being the man who has traveled the furthest miles through the sky. Apart from aviator, Dr. Herbert is a researcher, professor and inventor. And his last creation, is, no more no less, than the Time Machine. A machine that will allow him to travel along with Susan through time. Dr. Herbert is a very peculiar person, and could qualify as a "crazy" scientist. He is always plotting new inventions, though not all of them work.




Susan

She is the other protagonist in the story. Susan loves working with Dr. Herbert, in addition to helping him with his inventions, she also travels with him around the world. Together with Dr. Herbert, they get into the Guinness Book of Records. Susan is adventurous, intrepid and intelligent, and is always willing to collaborate on Dr. Herbert's impossible inventions. Susan is practical and sensible, and never gets carried away by emotions. She is a big fan of the popular saying, "behind every great man, there is always a great woman".



Meet the characters





Cleopatra

Cleopatra VII was the last Queen of Ancient Egypt. She inherited the throne of Ancient Egypt when she was only 17, along with her brother Ptolemy XIII, only 12, who would also become her husband. She was the most beautiful woman in all of Egypt, and with an overwhelming personality. She is the most famous Queen of Egypt in history, and among her virtues, she had a perfect nose. Cleopatra lived a great love with the Roman Mark Antony. When Rome invaded Egypt and Emperor Octavian wanted to exhibit her as a prisoner, she chose to die and made the decision to commit suicide, which took place with the bite from an Egyptian cobra in 30 BC. She was buried next to Mark Antony.

Leonardo da Vinci



He is the prototype of the man of the Renaissance. A Painter, anatomist, architect, paleontologist, artist, botanist, scientist, writer, sculptor, philosopher, engineer, inventor, musician, poet and urbanist. He is considered one of the greatest painters of all time and is probably the person with the greatest number of talents in multiple disciplines that has ever existed. As an engineer and inventor, Leonardo developed ideas that were very advanced in his time, such as the helicopter, the tank, the submarine and the car. Very few of his projects came to be constructed since the majority could not be realized during that time. His most famous painting is "La Gioconda".



Meet the characters


Super H₂O

A character from the future, who ensures the safety and viability of the seas and oceans of Earth. He is a clear example of the rational use of water, and is a specialist in everything related to the health and in the recycling of waste water. Super H₂O is vital, optimistic and acts as a super-hero. He has comic book character movements and a somewhat atypical personality. He has a healthy diet in terms of food, and practices a lot of sport also perfectly organizing his free time. He is the perfect prototype of the man of the future.



Super Earth

She is the perfect companion of Super H₂O. She takes care of the planet Earth and tries to control pollution so that it does not affect the forests, the environment and the air we breathe. Super Earth is very hard-working, and does not rest for a single moment, since the Earth needs constant care. Her motto is that if we all take care of our environment we can make everything more beautiful and that the animal species will not suffer. Super Earth works side by side with Super H₂O and both make everything cleaner and more organized.



Dialogue 1

TRACK 3

Cleopatra, the Queen of Egypt.

Herbert. What a strange looking place this is! If I am not mistaken I would say that I am...

Cleopatra. In Ancient Egypt.

Herbert. What, I'm only here because I thought...

Cleopatra. I'm ready.

Herbert. Sorry?

Cleopatra. Which one of the Gods should we worship today, Ra, Osiris, Nut or perhaps Isis?

Herbert. mmm... mmm... Ri... Ri... Rihanna.

Cleopatra. Rihana? Which goddess is that?

Herbert. The goddess of... song, well music in general actually.

Cleopatra. And why should we pray to the goddess of song, of music?

Herbert. Because when we sing we are happy, we do not feel pain or sadness at all and the problems go away.

Cleopatra. Hmmm, ok then, what's the prayer?

Herbert. Erm... aaa... it goes... Oh goddess Rihanna.

Cleopatra. (Repeating) Oh goddess Rihanna!

Herbert. Help us with your music.

Cleopatra. (Repeating) Help us with your music.

Herbert. To make sure that... the harvest is productive, that there are many fish in the Nile and that the pyramids remain tall, large, beautiful and... and... Oranges.

Cleopatra. I do not understand this prayer. It is far too new for me.

Herbert. Well, you see, ma'am...

Cleopatra. Cleopatra, that's my name. I am the Queen of Egypt.

Herbert. Cleo... are you... Cleo... Cleo-pa-tra?

Cleopatra. Yes, I am.

Herbert. You are in all the history books.

Cleopatra. Books, what are they?

Herbert. Things we write.

Cleopatra. You mean papyri, made from the reeds of the sacred Nile River, that's where we write our hieroglyphs.

Herbert. Sure, yeah, of course. Paper has not been invented yet, has it.

Cleopatra. Paper?

Herbert. Sorry, I forgot that I'm in the Past.

Cleopatra. In the past? I don't understand any of this, I'm going to call the guards now. Guards, guards!

Herbert. No, no, please. No. You don't have to call the guards. I'm not dangerous. My name is Herbert and I am an inventor.

Cleopatra. A builder?

Herbert. No, I'm not a builder; I am an inventor.

Cleopatra. A gladiator?


Herbert. No, no, I'm not a gladiator. I am an inventor.

Cleopatra. An actor?

Herbert. No, no, no and no. I am not an actor, I am an inventor and I invented a time machine.

Cleopatra. By all the gods that live in Egypt, that is impossible. You can build pyramids, cross the Nile and ride on a camel... but travel through time... Impossible.

Herbert. Ms. Cleopatra, I promise you; it's possible.



Dialogue 2

TRACK 4

Leonardo, the man of the Renaissance.

Susan. What a curious object! There are millions of designs for machines and flying inventions. I do not really understand how these machines work, but the drawings are awesome.

Leonardo. Well, I don't mind drawing, really. Although everyone says I'm a better painter.

Susan. Sorry, I didn't mean to...

Leonardo. Don't worry, you can look at anything you want, and play if you like, as long as you do not break anything, of course.

Susan. Sorry but, if I'm not mistaken, you're...

Leonardo. Leonardo di ser Piero da Vinci.

Susan. Leonardo da Vinci!

Leonardo. Do we know each other?

Susan. Not in person, but I've read a lot about you, about your paintings, your inventions, your life, your obsession with flying...

Leonardo. You have read about me?

Susan. Yes, of course, your life is fascinating. What year is this?

Leonardo. What a strange question! In 1503!

Susan. If I'm not mistaken, this is the year in which you start painting "La Gioconda".

Leonardo. If you are referring to "The Portrait of Lisa Gherardini, wife of Francesco the Giocondo", then yes, I have begun to paint it, but...

Susan. It is also known as "The Mona Lisa".

Leonardo. But how do you even know that I am painting that portrait?

Susan. And it will be finished in 1519, although it will be touched up throughout its life, and will be the most famous painting in history.

Leonardo. Now wait just a moment! Who are you? A fortune teller?

Susan. No, I'm not a fortune teller.

Leonardo. A witch, capable of seeing the future?

Susan. Nor am I a witch capable of seeing the future.

Leonardo. So? You are lying and making all this up?

Susan. No, no, not at all, Mr. Da Vinci, I come from the future.

Leonardo. Excuse me? Hehehe, for a minute there, I thought you said that you come from the future... hahahaha.

Susan. I did say that.

Leonardo. But, but ... that's impossible.

Susan. I promise you, Mr. da Vinci, it is all true. They will tell you are crazy to say that someday man will fly ... but that will be possible. They will also tell you that you are crazy for inventing the parachute, car, bicycle, scuba diving gear, helicopter and flying machines.

Leonardo. I will create all this?

Susan. All that and more, Mr. Da Vinci, you will become the greatest inventor in history.

Leonardo. Oh I don't... I don't know about all that, I can't believe it, the fact is that I have to continue painting the portrait of "La Gioconda" right now, but you will not give me time to finish it and I also have a very big problem.


Susan. What is it Mr. Da Vinci?

Leonardo. The model, that is, the woman from the Giocondo, does not want to pose for it, she is embarrassed to sit in a chair while I watch and paint her.

Susan. I think I can help you, if you want, of course.

Leonardo. Of course. I never say no to someone who wants to give me a hand.

Susan. Let's do it!



Song 1

The time machine

the Time machine

TRACK 5

Herbert: I want to build a time machine

Susan: We can go

Herbert: To and fro

Susan: Then let's go

Herbert: Go go go!

Herbert: I want to build a time machine

Susan: We can fly

Herbert: Far and high

Susan: Speed of light

Herbert: Day and night

Herbert: I want to go the Egypt

Susan: And meet Cleopatra

Herbert: I want to win a Nobel Prize

Susan: And score the winning goal!

Herbert: WAIT!! The Champions League didn't exist yet!

Susan: Oh, sorry!

Herbert: I want to build a time machine

Susan: We can see

Herbert: You and me

Susan: See the sea

Herbert: Oh dear me

Herbert: I want to build a time machine

Susan: We can explore

Herbert: 94

Susan: What a bore

Herbert: 94?

Herbert: I want go to the future

Susan: And drive a flying car

Herbert: I want to meet the aliens

Susan: And even touch a star

Herbert: Fancy the Renaissance?

Susan: With Leonardo da Vinci?

Herbert: Press the button to start

TALKING

Herbert: Is everything ready?

Susan: Everything we need

Herbert: Feels like a dream

Susan: It does indeed

Herbert: I'm so excited

Susan: Well let's wait no more

Herbert: Press the button and goooo!

Herbert: I want to build a time machine

Herbert: We can go

Susan: So let's go

Susan: No more talking

Susan: Go go go!

Herbert: I want to build a time machine

Susan: We can fly

Herbert: I could cry

Susan: To the sky

Herbert: My my my

Susan: It is time


Herbert: Bye bye bye!

Susan & Herbert: IN OUR TIME MACHINE!!!

FOGHORN



FORUM
THEATRE &
EDUCATION



Song 2

Mummy rock song

TRACK 6

Cleopatra Speaking:

**Ohh do come and dance Herbert, my Mummies
you'll adore.**

For they know the secret to Egyptian Rock & Roll.

Cleopatra: Here in Ancient Egypt
The mummies love to dance
Up and down and side to side
They'll keep you in a trance

Herbert: Mummies move much faster
When they're dancing after me.
They might have built the pyramids,
But I think they're scary

Herbert & Cleopatra: Dancing to the mummy Rock

Cleopatra Speaking:

**Yes, my dear Herbert mummies have no soul
But they really love Egyptian Rock and Roll**

Herbert: You say Mummies aren't scary
But they sound scary to me

Cleopatra: Do start dancing Herbert
And you'll see they're friendly


Herbert: Maybe I was wrong
Mummies seem okay

Cleopatra: That's the spirit Herbert
Now Mummy rock with me!

Herbert & Cleopatra: Dancing to the mummy rock!

Herbert & Cleopatra: Dancing to the mummy rock!

Herbert & Cleopatra: Dancing to the mummy rock!



Song 3

The inventions of Leonardo

TRACK 7

Leonardo:

I am very famous, I think you know my name
I'm Leonardo Da Vinci

I am an inventor and I invented lots of things
I'm Leonardo Da Vinci.

I invented a bike
And a plane if you like
Leonardo Da Vinci

I invented a helicopter
With a parachute
Leonardo Da Vinci

Susan:

Really you did all that?

Leonardo:

Yes, I did all that.

Susan:

Wow, that is very impressive!



Leonardo:

I painted the Mona Lisa, do you see how she smiles at
Leonardo Da Vinci
I designed some scuba gear so I could swim like a fish!
Leonardo Da Vinci

I'm a sculptor
And an Architect
I'm Leonardo Da Vinci

I made a Revolving Bridge
An armoured car like a fridge
I'm Leonardo Da Vinci

Leonardo Da Vinci
Leonardoooooooooooooooooooo
Da Vinci



Song 4

Super hero powers

the **Time**
machine

TRACK 8

Super Earth:

Super Earth

Super H2O:

And H2O

Both:

Want to protect our planets resources

Super H2O:

People waste

Super Earth:

People kill

Both:

They destroy the very air they breathe

Chorus

Both:

Save the Earth
Save our home
Save our lives

Save the seas
Save the trees
Save it all

SAVE OUR PLANET!!

SPOKEN

Super Earth:

Super Earth power

Super H2O:

Super H2O power

Super Earth:

So reduce

Super H2O:

So reuse

Both:

Save our precious Earth from dying

Super H2O:

Recycle

Super Earth:

When you can

Both:

Make our planet strong and healthy

Chorus


Both:

Save the Earth
Save our home
Save our lives

Save the seas
Save the trees
Save it all


SAVE OUR PLANET!!

YOU ARE ALL SUPERHEROES TOO!



Pre-play activity I.

Scrambled sentences / Teacher



In this activity the students will get to know a bit about the characters - TRACK 2 - while practicing the present simple tense. They have to put the scrambled sentences into the right order and then guess which characters they belong to.

E.g.

1. who has visited / and thousands of cities / he is a great aviator / hundreds of countries.

He is a great aviator who has visited hundreds of countries and thousands of cities.

2. around the world / with him / she also travels.

3. painters of all time / he is considered / one of the greatest

4. the perfect / she is / companion to Super H2O.

5. and among her virtues / she is the most famous / she had a perfect nose / Queen of Egypt in history.

6. character movements / he has comic book / atypical personality / and a somewhat.

7. than the Time Machine is / no more no less / and his last creation.

8. the forests / and tries to control pollution / of the planet Earth / She takes care / so that it does not affect.

9. though not all of them work / plotting new inventions / he is always.

10. she was / to Mark Antony / buried next.

11. there is always a great woman" / of the popular saying / she is a big fan / "behind every great man.

12. of the future / he is the perfect / prototype of the man.

13. example of the rational / he is a clear / use of water.


14. beautiful woman in all of Egypt / and with an overwhelming personality / she was the most

15. of the man / of the Renaissance / he is the prototype.

16. and does not rest / for a single moment / very hard-working / Super Earth is.


17. the Guinness Book of Records / they get into / together with Dr. Herbert.

18. is "La Gioconda" / his most / famous painting



Pre-play activity I.

Scrambled sentences / Teacher



Solutions:

Doctor Herbert

He is a great aviator who has visited hundreds of countries and thousands of cities.
And his last creation, is, no more no less, than the Time Machine.
He is always plotting new inventions, though not all of them work.

Susan

Together with Dr. Herbert, they get into the Guinness Book of Records.
She is a big fan of the popular saying, "behind every great man, there is always a great woman".
She also travels with him around the world.

Cleopatra

She was the most beautiful woman in all of Egypt, and with an overwhelming personality.
She is the most famous Queen of Egypt in history, and among her virtues, she had a perfect nose.
She was buried next to Mark Antony.

Leonardo da Vinci

He is the prototype of the man of the Renaissance.
He is considered one of the greatest painters of all time.
His most famous painting is "La Gioconda".

Super H₂O

He has comic book character movements and a somewhat atypical personality.
He is a clear example of the rational use of water.
He is the perfect prototype of the man of the future.

Super Earth


She is the perfect companion to Super H₂O.
Super Earth is very hard-working, and does not rest for a single moment.
She takes care of the planet Earth and tries to control pollution so that it does not affect the forests.

Extension activity 1

Once the students have completed the activity the teacher could ask them simple questions like, "Who is Herbert?" or "Is SuperH₂O a hero?".

Extension activity 2


In their notebooks, the students could draw a picture of themselves and write similar sentences (e.g. "I am a student," , "I live in..." , "I play the guitar").



Pre-play activity 2. Questions about dialogue 1 / Teacher

Students must read and listen to Dialogue 1 - **TRACK 3** - then answer the questions about the dialogue.

1. Where does Cleopatra live?
In Ancient Egypt.
2. What is the name of the Gods that Cleopatra worships?
Ra, Osiris, Nut, Isis.
3. According to Herbert, who is Goddess Rihanna?
She is the goddess of song and of music in general.
4. Finish Herbert's phrase: "When we sing,....
...we are happy, we do not feel pain or sadness at all and the problems go away.
5. According to Herbert's prayer, the Pyramids will be ...
tall, large, beautiful and Oranges.
6. Where is Cleopatra the Queen of?
Egypt.
7. We write in the books made of paper, but what did the Egyptians write on?
They wrote on papyri, made from the reeds from the sacred Nile River.
8. Herbert tells Cleopatra that he is an inventor, and she confuses him with lots of other trades. What trades were they?
Builder, gladiator and actor.
9. Herbert has invented an incredible machine, what is it?
The time Machine.
10. Point out whether this phrase is true or false: Cleopatra believes it is possible to travel through time.
False. Cleopatra says that it is impossible to travel through time.



Pre-play activity 3

Fill in the gaps / Teacher

Listen to dialogue 2 - **TRACK 4** - and fill in the gaps.

Leonardo, man of the Renaissance

Susan. What a curious object! There are millions of designs for **machines** and flying inventions. I do not really **understand** how these machines work, but the **drawings** are awesome.

Leonardo. Well, I don't mind drawing, really. Although everyone says I'm a better **painter**.

Susan. Sorry, I didn't mean to...

Leonardo. Don't worry, you can **look** at anything you want, and **play** if you like, as long as you do not **break** anything, of course.

Susan. Sorry but, if **I'm** not mistaken, you're...

Leonardo. Leonardo di ser Piero da **Vinci**.

Susan. Leonardo da Vinci!

Leonardo. Do we **know** each other?

Susan. Not in person, but I've read a lot about you, about your paintings, your **inventions**, your life, your **obsession** with flying...

Leonardo. You have **read** about me?

Susan. Yes, of course, your life is fascinating. What **year** is this?

Leonardo. What a strange question! In 1503!

Susan. If I'm not mistaken, this is the year in which you start painting "La Gioconda".

Leonardo. If you are referring to "The Portrait of Lisa Gherardini, **wife** of Francesco the Giocondo", then yes, I have begun to paint it, but...

Susan. It is also known as "The Mona Lisa".

Leonardo. But how do you even know that I am **painting** that **portrait**?

Susan. And it will be finished in 1519, although it will be touched up throughout its life, and will be the most famous painting in history.

Leonardo. Now wait just a moment! Who are you? A **fortune teller**?

Susan. No, I'm not a fortune teller.

Leonardo. A witch, capable of seeing the **future**?

Susan. Nor am I a witch capable of seeing the future.


Leonardo. So? You are lying and making all this up?

Susan. No, no, not at all, Mr. Da Vinci, I **come** from the future.

Leonardo. Excuse me? Hehehe, for a minute there, I thought you **said** that you come from the future... hahahaha.

Susan. I did say that.

Leonardo. But, but ... that's **impossible**.



Pre-play activity 3

Fill in the gaps / Teacher

Susan. I promise you, Mr. Da Vinci, it is all true. They will tell you are **crazy** to say that someday man will **fly** ... but that will be possible. They will also tell you that you are crazy for inventing the parachute, car, bicycle, scuba diving gear, helicopter and **flying machines**.

Leonardo. I will create all this?

Susan. All that and more, Mr. Da Vinci, you will become the greatest inventor in history.

Leonardo. Oh I don't... I don't know about all that, I can't **believe** it, the fact is that I have to continue painting the portrait of "La Gioconda" right now, but you will not give me **time** to finish it and I also have a very big problem.

Susan. What is it Mr. Da Vinci?

Leonardo. The **model**, that is, the **woman** from the Giocondo, does not want to **pose** for it, she is embarrassed to sit in a chair while I watch and paint her.

Susan. I think I can **help** you, if you want, of course.

Leonardo. Of course. I never say no to someone who wants to give me a **hand**.

Susan. Let's **do** it!

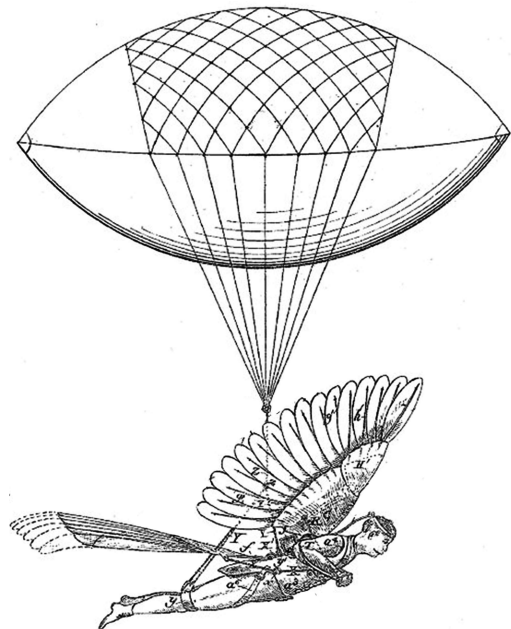
Solutions:

Nouns

Machines - Drawings - Painter - Vinci - Obsession Inventions - Year - Wife - Portait - Fortune Teller - Future - Impossible Flying Machines - Inventor - Time Model - Woman - Hand.

Verbs

Understand - Says - Look - Play - Break - I'm - Know Read - Painting - Come - Said - Fly - Believe - Pose - Help - Do.



Extension activity

Once the students have filled in all the missing words, they should classify the words by dividing them into two lists, depending on whether they are nouns or verbs.

Pre-play activity 4

True or false / Teacher


In this activity, students should decide which sentences are true and which are false, to help, listen to the audio - **TRACK 9**. There are ten false sentences.

1. The Time Machine is the title of a book by H.G. Wells. **TRUE**
2. With the Time Machine it is possible to fly to the moon. **FALSE**
3. The Bermuda Triangle has a triangle shape and is located in the Atlantic Ocean. **TRUE**
4. The Loch Ness Monster is a monster living in the Bermuda Triangle. **FALSE**
5. NASA has now discovered how to travel through time. **FALSE**
6. Cleopatra was the most famous Queen from Ancient Egypt. **TRUE**
7. The pyramids are square in shape and are green in colour. **FALSE**
8. Egypt is in Africa. **TRUE**
9. In Ancient Egypt there was only one god named Rihana. **FALSE**
10. The river that crossed Ancient Egypt is the Nile. **TRUE**
11. The Pharaohs when they died were preserved like mummies. **TRUE**
12. The Egyptians wrote hieroglyphs on papyri and walls. **TRUE**
13. Leonardo da Vinci was the most famous inventor of the Renaissance. **TRUE**
14. Leonardo da Vinci's most famous painting is "La Gioconda". **TRUE**
15. Leonardo lived in Germany. **FALSE**
16. Among the most famous inventions of Leonardo da Vinci are the automobile and the bicycle. **TRUE**
17. Besides being an inventor, painter and architect, Leonardo da Vinci was also a baker. **FALSE**
18. The complete name of Leonardo da Vinci is Leonardo di ser Piero da Vinci. **TRUE**
19. Leonardo da Vinci was born in the 19th century and died in the 20th century. **FALSE**
20. The future is the opposite of the past. **TRUE**
21. If we want a clean future we must recycle to the maximum. **TRUE**
22. In the future we will be able to travel faster. **TRUE**
23. In the future there will be no machines or robots. **FALSE**
24. In the future there will be unlimited solar energy. **TRUE**
25. In the future there will be dinosaurs on Earth. **FALSE**

Now students should try and write the correct sentences in place of the phrases that are false.

Solutions:

2. With the Time Machine it is possible to travel through time.
4. The Loch Ness Monster is a monster living on Loch Ness, in Scotland.
5. NASA has not discovered how to travel through time, but to the moon and space.
7. The pyramids are triangle-shaped and earth-coloured.
9. In ancient Egypt there was not only one god but several.
15. Leonardo lived in Italy.
17. Leonardo da Vinci was not a baker.
19. Leonardo da Vinci lived in the fifteenth century and died in the sixteenth century.
23. In the future there will be machines and robots.
25. In the future there will be no dinosaurs on Earth.




Pre-play activity 5

The three “R’s” / Teacher


In the show **The time machine**, Super H₂O and Super Earth are two heroes who live in peace and harmony with everything that surrounds them, and all thanks to the fact that in the past - that is, in our present day - men and women have learned to recycle all materials and to care for the environment, which provides a state of general well-being. In this activity we want to make the students aware of the importance of recycling and caring for the planet Earth so that we can all live in a better world.

First part.


The motto of -the three R’s- of Super H₂O and Super Earth is summed up in three words:



REDUCE



REUSE



RECYCLE

All three are part of the process of environmental protection. In the next activity students should read the definition and should indicate if it is **REDUCE**, **REUSE** or **RECYCLE**.

1. Manufacture new products using materials obtained from old products. **RECYCLE**
2. Reuse the largest number of objects in order to produce less waste and spend the least amount of resources on making new ones. **REUSE**
3. It is important to use only what we consume, and not to buy just because of the eagerness to buy; And also avoid an abusive creation of garbage. **REDUCE**

Pre-play activity 5

The three “R’s” / Teacher

Second part.

Students should link the two parts of each sentence to make sense and learn the importance of **REDUCE, REUSE** and **RECYCLE**.

Solutions:


- E.g. We can reduce the use of aluminum foil - **if we use lunch boxes instead.**
- We can reduce the use of water - **if we turn off the tap while we soak.**
- We can reduce energy use - **if we turn off the lights when we do not need them.**
- We can reduce pollution - **if we use public transport.**
- We can reuse writing paper - **as long as it is only used on one side.**
- We can reuse gift wrap - **to make more gifts for our friends.**
- We can reuse toys - **if we give them to other children.**
- We can reuse glass bottles - **if we fill them with new liquids.**
- We can recycle paper - **by throwing the used one into the blue container.**
- We can recycle glass - **by throwing the used one in the green container.**
- We can recycle plastic - **by throwing the used one in the yellow container.**

Extension activity

The teacher should initiate a class discussion so that the students actively participate and address the issue of **REDUCE, REUSE** and **RECYCLE**, both in the classroom, in class and actions that can be adopted worldwide.

Pre-play activity 1.

Scrambled sentences / Student



Listen to "Meet the characters" - **TRACK 2** - and put the following sentences in order.

E.g.

1. who has visited / and thousands of cities / he is a great aviator / hundreds of countries.

He is a great aviator who has visited hundreds of countries and thousands of cities.

2. around the world / with him / she also travels.

3. painters of all time / he is considered / one of the greatest

4. the perfect / she is / companion to Super H2O.

5. and among her virtues / she is the most famous / she had a perfect nose / Queen of Egypt in history.

6. character movements / he has comic book / atypical personality / and a somewhat.

7. than the Time Machine is / no more no less / and his last creation.

8. the forests / and tries to control pollution / of the planet Earth / She takes care / so that it does not affect.

9. though not all of them work / plotting new inventions / he is always.

10. she was / to Mark Antony / buried next.

11. there is always a great woman" / of the popular saying / she is a big fan / "behind every great man.

12. of the future / he is the perfect / prototype of the man.


13. example of the rational / he is a clear / use of water.

14. beautiful woman in all of Egypt / and with an overwhelming personality / she was the most

15. of the man / of the Renaissance / he is the prototype.


16. and does not rest / for a single moment / very hard-working / Super Earth is.

17. the Guinness Book of Records / they get into / together with Dr. Herbert.



Pre-play activity 1.

Scrambled sentences / Student



Once the sentences have been put into the correct order, say which character each one belongs to.

Doctor Herbert, E.g.

He is a great aviator who has visited hundreds of countries and thousands of cities.

.....
.....

Susan

.....
.....

Cleopatra

.....
.....

Leonardo da Vinci

.....
.....

Super H₂O

.....
.....

Super Earth


.....
.....

Extension activity 1

Once you have completed the activity your teacher will ask you some simple questions like, "Who is Herbert?" or "Is SuperH₂O a hero?"

Extension activity 2

In your notebooks, you can could draw a picture of yourselves and write similar sentences (e.g. "I am a student," "I live in...", "I play the guitar").




Pre-play activity 2. Questions about dialogue 1 / Student

Read and listen to Dialogue 1 - **TRACK 3** - then answer the questions about the dialogue.

Questions:

1. Where does Cleopatra live?
.....
2. What is the name of the Gods that Cleopatra worships?
.....
3. According to Herbert, who is Goddess Rihanna?
.....
4. Finish Herbert's phrase: "When we sing,...."
.....
5. According to Herbert's prayer, the Pyramids will be ...
.....
6. Where is Cleopatra the Queen of?
.....
7. We write in the books made of paper, but what did the Egyptians write on?
.....
8. Herbert tells Cleopatra that he is an inventor, and she confuses him with lots of other trades. What trades were they?
.....
9. Herbert has invented an incredible machine, what is it?
.....
10. Point out whether this phrase is true or false: Cleopatra believes it is possible to travel through time.
.....



Pre-play activity 3

Fill in the gaps / Student

Listen to dialogue 2 - **TRACK 4** - and fill in the gaps.

Leonardo, man of the Renaissance

Susan. What a curious object! There are millions of designs for and flying inventions. I do not really how these machines work, but the are awesome.

Leonardo. Well, I don't mind drawing, really. Although everyone says I'm a better

Susan. Sorry, I didn't mean to...

Leonardo. Don't worry, you can at anything you want, and if you like, as long as you do not anything, of course.

Susan. Sorry but, if not mistaken, you're...

Leonardo. Leonardo di ser Piero da

Susan. Leonardo da Vinci!

Leonardo. Do we each other?

Susan. Not in person, but I've read a lot about you, about your paintings, your, your life, your with flying...

Leonardo. You have about me?

Susan. Yes, of course, your life is fascinating. What is this?

Leonardo. What a strange question! In 1503!

Susan. If I'm not mistaken, this is the year in which you start painting "La Gioconda".

Leonardo. If you are referring to "The Portrait of Lisa Gherardini, of Francesco the Giocondo", then yes, I have begun to paint it, but...

Susan. It is also known as "The Mona Lisa".

Leonardo. But how do you even know that I am that

Susan. And it will be finished in 1519, although it will be touched up throughout its life, and will be the most famous painting in history.

Leonardo. Now wait just a moment! Who are you? A

Susan. No, I'm not a fortune teller.

Leonardo. A witch, capable of seeing the

Susan. Nor am I a witch capable of seeing the future.


Leonardo. So? You are lying and making all this up?

Susan. No, no, not at all, Mr. Da Vinci, I from the future.

Leonardo. Excuse me? Hehehe, for a minute there, I thought you that you come from the future... hahahaha.

Susan. I did say that.

Leonardo. But, but ... that's



Pre-play activity 3

Fill in the gaps / Student

Susan. I promise you, Mr. Da Vinci, it is all true. They will tell you are to say that someday man will but that will be possible. They will also tell you that you are crazy for inventing the parachute, car, bicycle, scuba diving gear, helicopter and

Leonardo. I will create all this?

Susan. All that and more, Mr. Da Vinci, you will become the greatest inventor in history.

Leonardo. Oh I don't... I don't know about all that, I can't it, the fact is that I have to continue painting the portrait of "La Gioconda" right now, but you will not give me to finish it and I also have a very big problem.

Susan. What is it Mr. Da Vinci?

Leonardo. The, that is, the from the Giocondo, does not want to for it, she is embarrassed to sit in a chair while I watch and paint her.


Susan. I think I can you, if you want, of course.

Leonardo. Of course. I never say no to someone who wants to give me a

Susan. Let's it!

Words:

Vinci - Wife - I'm - Painting - Come - Inventions - Portait
Look - Understand - Says - Future - Impossible - Obsession
Play - Pose - Read - Know - Year - Fortune Teller - Model
Believe - Painter - Break - Drawings Inventor - Flying
Machines - Said - Fly - Time - Hand Help - Hand - Do
Woman.




Extension activity

Students, once you have filled in all the missing words, you should try and classify the words by dividing them into two lists, depending on whether they are nouns or verbs.

Pre-play activity 4

True or false / Student



Below are a series of sentences about the history. Decide which sentences are true and which are false, while listening to the - **TRACK 9**. There are ten false sentences.

1. The Time Machine is the title of a book by H.G. Wells.
2. With the Time Machine it is possible to fly to the moon.
3. The Bermuda Triangle has a triangle shape and is located in the Atlantic Ocean.
4. The Loch Ness Monster is a monster living in the Bermuda Triangle.
5. NASA has now discovered how to travel through time.
6. Cleopatra was the most famous Queen from Ancient Egypt.
7. The pyramids are square in shape and are green in colour.
8. Egypt is in Africa.
9. In Ancient Egypt there was only one god named Rihana.
11. The Pharaohs when they died were preserved like mummies.
12. The Egyptians wrote hieroglyphs on papyri and walls.
13. Leonardo da Vinci was the most famous inventor of the Renaissance.
14. Leonardo da Vinci's most famous painting is "La Gioconda".
15. Leonardo lived in Germany.
16. Among the most famous inventions of Leonardo da Vinci are the automobile and the bicycle.
17. Besides being an inventor, painter and architect, Leonardo da Vinci was also a baker.
18. The complete name of Leonardo da Vinci is Leonardo di ser Piero da Vinci.
19. Leonardo da Vinci was born in the 19th century and died in the 20th century.
20. The future is the opposite of the past.
21. If we want a clean future we must recycle to the maximum.
22. In the future we will be able to travel faster.
23. In the future there will be no machines or robots.
24. In the future there will be unlimited solar energy.
25. In the future there will be dinosaurs on Earth.

Now try and write the correct sentences in place of the phrases that are false.

E.g. 2. With the Time Machine it is possible to travel through time.

.....

.....

.....

.....

.....


.....

.....

.....

.....

.....




Pre-play activity 5


The three “R’s” / Student

First part.


The motto of -the three R’s- of Super H2O and Super Earth is summed up in three words:



REDUCE




REUSE



RECYCLE

All three are part of the process of environmental protection. In the next activity students should read the definition and should indicate if it is **REDUCE**, **REUSE** or **RECYCLE**.

1. Manufacture new products using materials obtained from old products.
2. Reuse the largest number of objects in order to produce less waste and spend the least amount of resources on making new ones.
3. It is important to use only what we consume, and not to buy just because of the eagerness to buy; And also avoid an abusive creation of garbage.



Pre-play activity 5

The three “R’s” / Student

Second part.

Students should link the two parts of each sentence to make sense and learn the importance of **REDUCE**, **REUSE** and **RECYCLE**.

• **E.g. We can reduce the use of foil**

- We can reduce water use
- We can reduce energy use
- We can reduce pollution
- We can reuse the written paper
- We can reuse gift wrap
- We can reuse toys
- We can reuse the glass bottles
- We can recycle paper
- We can recycle glass
- We can recycle plastic

• **If in its place we use lunch boxes**

- To make more gifts for our friends
- Provided it is only used on one side
- If we give them to other children
- Throwing the used one in the yellow container
- If we fill them with new liquids
- If we turn off the tap while we soak
- If we use public transport
- Throwing the used one in the green container
- If we turn off the lights when we dont need them
- Throwing the used one in the blue container

Extension activity


The teacher should initiate a class discussion so that the students actively participate and address the issue of **REDUCE**, **REUSE** and **RECYCLE**, both in the classroom, in class and actions that can be adopted worldwide.

Post-play activity 1. Put the pictures in the correct order / Teacher


Give out copies of the Post-Play Worksheet Activity 1 and explain to the students that the six pictures represent key moments from the play that they have seen. However, the pictures are not in the correct order. So students should put the pictures numbering 1 to 6 in order, find the correct sentence for each picture and write it in the space provided.

Sentences for the pictures (in the correct order):


1. Herbert and Susan present their new invention: The time machine.
2. Herbert and Cleopatra pray to the goddess Rihana.
3. Herbert and Cleopatra, happily, dance the Mummy rock.
4. Susan travels to the past and meets Leonardo da Vinci.
5. Leonardo paints the models that pose in his studio.
6. Super H₂O and Super Earth are happy because Planet Earth is not polluted.



.....




.....




.....



.....



.....



.....


Post-play activity 2. The scriptures trough time / Teacher

In this activity students will learn that throughout history, writing has been advancing and perfecting, as well as adapting to the new times. This will allow them a better knowledge of the current language.

First part. Egyptian hieroglyphics.

The Egyptians wrote with sacred signs, which we call hieroglyphs, which each had a meaning. At first they only wrote on stones and on tombs, later on papyri when they learned how to make them. They had red ink that they used to write titles and black ink for the rest of the text.

Students should decipher the following message that is coded according to the Egyptian hieroglyphic technique, and thus discover what it hides.



Coded Message:




Solution: Cleopatra was the most beautiful woman in ancient Egypt.

Extension activity

Students should develop their own code of symbols and play with the rest to decipher their own messages.

Post-play activity 2. The scriptures trough time / Teacher



Second part. The specular writing of Leonardo da Vinci.

Specular writing or mirror writing is a method of writing that is achieved by drawing by pencil on the paper in the opposite direction to that used by most people, so that the result is a mirror image (inverted) of the writing.

It was used by the great Leonardo da Vinci to write his studies, results of experiments and personal annotations, and thus to prevent anyone else from reading them. It is also said that Leonardo da Vinci was ambidextrous, and used to write with the left, which caused the ink to stain easily if he wrote from left to right.

Next we propose an example of a written message such as Leonardo did, and to know what it says, students should use a mirror that allows them to read it and then transcribe it.


I'm Leonardo da Vinci and I'm a man
of the Renaissance. My masterpiece
is the portrait of the Gioconda.

Solution:

I'm Leonardo da Vinci and I'm a man of the Renaissance. My masterpiece is the portrait of the Gioconda.

Extension activity

Students should write messages using the specular writing technique, and try to get their peers to find out what is written in each of them.



Post-play activity 2. The scriptures trough time / **Teacher**

Third part. Current and future writing.

Thanks to technology, men and women today have many ways to communicate, to write, to get our ideas across. Formerly letters were sent, nowadays e-mails; And so there are endless possibilities.

In the next activity, the students must try to link the different sentences with the corresponding one.

Solution:

In the past...

- Men and women could only send letters.
- The men and women communicated with smoke signals.
- In ancient Egypt they wrote on papyri.
- The carrier pigeons carried written messages.
- The men and women had only the possibility of seeing each other face to face,
- The messengers carried information from place to place.
- The bell of the church warned of the arrival of a danger.

In the present...

- Today we send e-mails.
- Today we use the telephone to talk.
- Today we use paper for writing, and better if it is recycled.
- Today we have courier services by air, land and sea...
- Nowadays, thanks to the internet, we can see each other by camera, like Skype.
- Nowadays with the postal service we send letters to the whole world and they arrive on time.
- Today danger can be announced by radio, television, internet...

Extension activity

Once the students have put together the different sentences, they should discuss in class what they think communication will be like in the future, and what progress humanity will make in it.

Post-play activity 3

Who is who? / Teacher

TRACK 10

In this activity there are sentences from each of the main characters from the play. Students should listen to the sentences and match them to the speakers. But the sentences on the activity worksheet are not in the correct order, so students should listen to them for a second time and number them 1 to 8. Once the order has been checked, students are ready to copy the sentences in the correct order to complete the “mini play”.


Answer key:

- 3. Herbert:** Boys and girls, here is my newest greatest creation, an amazing machine, incredible, extraordinary, powerful, magical,... the coffee machine, oh sorry, I mean the time machine.
- 8. Susan:** Let's see if I get what your saying, by pushing all the levers, pressing all the buttons and turning on all the lights, you say that this thing can take us through time.
- 6. Cleopatra:** For all the gods that live in Egypt, that is impossible. You can build pyramids, cross the Nile and ride on a camel... but travel through time....impossible!
- 4. Herbert:** Do not worry Miss Cleopatra, I think I can decipher the hieroglyph that will allow you to enter the pyramid.
- 1. Leonardo:** Well, I don't know, I can't believe it, but the fact is, I have to continue painting the portrait of “La Gioconda” right now, but you will not give me time to finish it
- 7. Susan:** Well, let's pose as models so that Mr. Leonardo can finish his painting and deliver it on time. Let's do it!
- 5. Super H₂O:** To have recycled in the past makes the seas clean today and the fish can swim in the rivers freely.
- 2. Super Earth:** The future is amazing! The Earth is clean, well maintained, full of trees and without pollution. It's a good idea to stay here.

Correct order: 3 - 8 - 6 - 4 - 1 - 7 - 5 - 2

Extension activity

Once the students have finished, the teacher can divide the class into groups of four (one student for each character) and ask them to perform a “mini play”.




Post-play activity 4. Choose the correct answer - about Leonardo - / Teacher

Here are a series of questions about the history of Leonardo da Vinci. The students should answer each of questions, choosing which answers they think is the correct ones. This will help them to understand his work more and learn more vocabulary.


- In addition to painter, Leonardo da Vinci was...**
 - An Inventor.
 - An Astronaut.
 - A Baker.
- The model who sat for the painting of "La Gioconda" was...**
 - The cousin of Francesco the Giocondo.
 - The wife of Francesco the Giocondo.
 - Francesco the Giocondo's grandmother.
- The painting of "La Gioconda" is also known as...**
 - The Mona Conda.
 - The Mona Lisa.
 - The Mona of Pisa.
- Leonardo was obsessed with being able to invent a machine to...**
 - Fly.
 - Make ice cream.
 - Disappear.
- In which country was Leonardo da Vinci born?**
 - Spain.
 - England.
 - Italy.
- Leonardo da Vinci was the true inventor of...**
 - The parachute, the car and the helicopter.
 - Spaceships, computer and mobile phone.
 - TV, films and iPad.
- The time when Leonardo da Vinci lived is known as...**
 - The Renaissance.
 - Ancient Egypt.
 - The future.
- In order to read many of Leonardo da Vinci's writings you need a mirror because...**
 - He wrote like the Orientals, from top to bottom.
 - He typed diagonally and only capitalized.
 - He wrote backwards, that is, from right to left.
- Leonardo da Vinci is named because...**
 - Because he loved to eat pizza and especially the brand "Da Vinci".
 - He was born in the town of da Vinci.
 - Because he always said "Veni, vidi, vici" like Julio César.
- The Vitruvian Man is a drawing that studies...**
 - The best entertainment for men and women.
 - Foods suitable for a healthy diet.
 - The ideal proportions of the human body.

Solutions:

1 a - 2 b - 3 b - 4 a - 5 c - 6 a - 7 a - 8 c - 9 b - 10 c




Post-play activity 5. Complete the sentences / Teacher



In this activity the teacher can check if the students have understood the content of the show. To do this students must complete all the sentences that appear by choosing the corresponding word.

Sentences:

1. Herbert and Susan are two **inventors** (*Teachers - Inventors - Astronauts*) creators of the time machine, who want to **travel** (*Swim - Dream - Travel*) through time to have incredible adventures.
2. The **time** machine (*Time - Universe - Heaven*) is complex, and is made up of **ordinary** things (*Exceptional - Ordinary - Fantastic*), and is the **first** (*Third - Second - First*) Herbert and Susan put into operation.
3. Travel to the **ancient** (*Ancient - Modern - Enigmatic*) Egypt allows us to **know** (*Kill - Photograph - Know*) Cleopatra, and participate in the prayer with her, as well as see that her **nose** (*Mouth - Nose - Front*) is perfect.
4. In ancient Egypt the dead were **embalmed** (*Embalmed - Burned - Buried*) by the priests and converted into **mummies** (*Monsters - Statues - Mummies*), which were then stored inside the **pyramids** (*Walls - Pyramids - Houses*).
5. A very important man in the **Renaissance** (*Prehistoric Time - Modern Time - Renaissance*) was Leonardo da **Vinci** (*Rome - Vinci - Florence*), who wanted to invent a machine that allowed him to **fly** (*Fly - Eat - Dream*).
6. Leonardo da Vinci is in **need** (*Need - Driving - Drink*) of help to **paint** (*Hide - Break - Paint*) the “La Gioconda” painting, because the **model** (*Model - Actress - Writer*) will not come to his house to pose.
7. The portrait of “La Gioconda” is one of the most famous **paintings** (*Books - Paintings - Sculptures*) in the **world** (*World - Moon - Sky*) today and it is in the Louvre Museum in **Paris** (*Barcelona - London - Paris*).
8. Thanks to the actions of reducing, reusing and **recycling** (*Destroying - Recycling - Using*) the **future** world (*Past - Present - Future*) is cleaner, without contamination and everything is much **cleaner** (*Cleaner - Dirtier - Messier*).
9. Super H₂O and Super **Earth** (*Earth - Ocean - Mountain*) take **care** (*Mess - Burn - Care*) of the planet **Earth** (*Earth - Mars - Saturn*) to make it a perfect place to **live** (*Fly - Swim - Live*) for animals, humans and plants.
10. Herbert and Susan get to go on a **journey** (*Excursion - Journey - Rest*) through time, visiting the **past** (*Sea - World - Past*) and the future, and thus we see that their Time Machine **works** (*Works - Destroys - Melts*).



Post-play activity 5. Complete the sentences / Teacher

Nouns:

Inventors - Time - Nose - Mummies - Pyramids - Renaissance - Vinci - Model - Paintings - World - Paris - Future Earth - Earth - Journey.

Adjectives:

Ordinary - First - Ancient - Embalmed - Cleaner - Past.


Verbs:

Travel - Know - Fly - Need - Paint - Recycle - Care - Live - Work.

Now get the students to conjugate the verbs that appear above into infinitive, past and future.

Example: Travel (Infinitive: Traveling Past: Traveling Future: Traveling)

Verb	Infinitive (To)	Past (I)	Future (I Will)
Travel	Travel	Travelled	Travel
Know	Know	Knew	Know
Fly	Fly	Flew	Fly
Need	Need	Needed	Need
Paint	Paint	Painted	Paint
Recycle	Recycle	Recycled	Recycle
Care	Care	Cared	Care
Live	Live	Lived	Live
Work	Work	Worked	Work




Extension activity

Students should classify words into verb-adjectives-nouns. And in the case of the verbs, conjugate them into - infinitive, past and future - according to the table that appears below.


Post-play activity 1. Put the pictures in the correct order / Student

Find the correct sentence for each picture, number them from 1 to 6 according to the play "The time machine" you have already seen and write the sentences in the spaces provided.


- Susan travels to the past and meets Leonardo da Vinci.
- Herbert and Cleopatra, happily, dance the Mummy rock.
- Super H₂O and Super Earth are happy because Planet Earth is not polluted.
- Herbert and Cleopatra pray to the goddess Rihana.
- Leonardo paints the models that pose in his studio.
- Herbert and Susan present their new invention: The time machine.




.....




.....




.....



.....



.....




.....

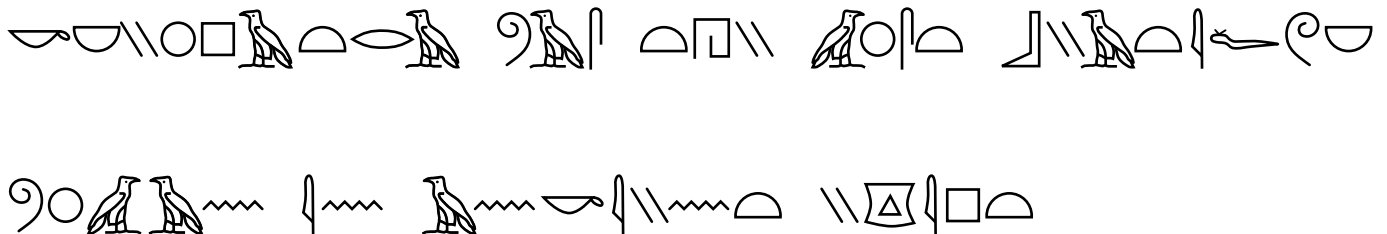
Post-play activity 2. The scriptures trough time / Student

First part. Egyptian hieroglyphics.

Decipher the following coded message according to the Egyptian technique of hieroglyphics, and you will discover what it hides.




Coded Message:



Solution:

Extension activity

Create your own code of symbols and have your peers decrypt your secret messages.



Post-play activity 2. The scriptures through time / Student

Second part. The specular writing of Leonardo da Vinci.

This is a message from Leonardo da Vinci written according to specular writing (from right to left). Use a mirror and read it, then transcribe it.

**Giocanda.
the portrait of the
My masterpiece is
the Renaissance.
and I'm a man of
Leonardo da Vinci**




Solution:

.....

Extension activity

Write messages using the specular writing technique, and have your peers decode them.

Post-play activity 2. The scriptures through time / Student



Third part. Current and future writing.

Link the different phrases with their corresponding.

In the past...


- Men and women could only send letters.
- The men and women communicated with smoke signals.
- In ancient Egypt they wrote on papyri.
- The carrier pigeons carried written messages.
- The men and women had only the possibility of seeing each other face to face,
- The messengers carried information from place to place.
- The bell of the church warned of the arrival of a danger.

In the present...

- Today we use paper for writing, and better if it is recycled.
- Nowadays, thanks to the internet, we can see each other by camera, like Skype.
- Today we have courier services by air, land and sea...
- Today danger can be announced by radio, television, internet...
- Nowadays with the postal service we send letters to the whole world and they arrive on time.
- Today we use the telephone to talk.
- Today we send e-mails.

Extension activity

How do you think communication will be in the future? What new inventions will man and woman create? Is it better than now? Discuss all these questions in class, with the help of the teacher.



Post-play activity 3

Who is who? / Student


TRACK 10

- Herbert:** Do not worry Miss Cleopatra, I think I can decipher the hieroglyph that will allow you to enter the pyramid.
- Super H₂O:** To have recycled in the past makes the seas clean today and the fish can swim in the rivers freely.
- Susan:** Let's see if I get what your saying, by pushing all the levers, pressing all the buttons and turning on all the lights, you say that this thing can take us through time.
- Leonardo:** Well, I don't know, I can't believe it, but the fact is, I have to continue painting the portrait of "La Gioconda" right now, but you will not give me time to finish it.
- Herbert:** Boys and girls, here is my newest greatest creation, an amazing machine, incredible, extraordinary, powerful, magical,... the coffee machine, oh sorry, I mean the time machine.
- Susan:** Well, let's pose as models so that Mr. Leonardo can finish his painting and deliver it on time. Let's do it!
- Super Earth:** The future is amazing! The Earth is clean, well maintained, full of trees and without pollution. It's a good idea to stay here.
- Cleopatra:** For all the gods that live in Egypt, that is impossible. You can build pyramids, cross the Nile and ride on a camel... but travel through time... impossible!




Write the sentences in the correct order:

1.
2.
3.
4.
5.
6.
7.
8.



Post-play activity 4. Choose the correct answer - about Leonardo - / Student



Read to the questions and choose which answers you think are correct. Good luck, genius!

- 1. In addition to painter, Leonardo da Vinci was...**
 - a. An Inventor.
 - b. An Astronaut.
 - c. A Baker.
- 2. The model who sat for the painting of "La Gioconda" was...**
 - a. The cousin of Francesco the Giocondo.
 - b. The wife of Francesco the Giocondo.
 - c. Francesco the Giocondo's grandmother.
- 3. The painting of "La Gioconda" is also known as...**
 - a. The Mona Conda.
 - b. The Mona Lisa.
 - c. The Mona of Pisa.
- 4. Leonardo was obsessed with being able to invent a machine to...**
 - a. Fly.
 - b. Make ice cream.
 - c. Disappear.
- 5. In which country was Leonardo da Vinci born?**
 - a. Spain.
 - b. England.
 - c. Italy.
- 6. Leonardo da Vinci was the true inventor of...**
 - a. The parachute, the car and the helicopter.
 - b. Spaceships, computer and mobile phone.
 - c. TV, films and iPad.
- 7. The time when Leonardo da Vinci lived is known as...**
 - a. The Renaissance.
 - b. Ancient Egypt.
 - c. The future.
- 8. In order to read many of Leonardo da Vinci's writings you need a mirror because...**
 - a. He wrote like the Orientals, from top to bottom.
 - b. He typed diagonally and only capitalized.
 - c. He wrote backwards, that is, from right to left.
- 9. Leonardo da Vinci is named because...**
 - a. Because he loved to eat pizza and especially the brand "Da Vinci".
 - b. He was born in the town of da Vinci.
 - c. Because he always said "Veni, vidi, vici" like Julio César.
- 10. The Vitruvian Man is a drawing that studies...**
 - a. The best entertainment for men and women.
 - b. Foods suitable for a healthy diet.
 - c. The ideal proportions of the human body.

If you answered 0-3 correctly.


You must read more about the history of Leonardo da Vinci and the Renaissance, and then you will get to know more about it. So get to work!

If you answered 4-6 correctly.


You know a lot about the world of Leonardo da Vinci, but you still need to study a little bit more ... Don't be lazy about it , just look up anything you can find on the subject and you will enhance your knowledge. You are certain to love all his inventions!

If you answered 7-10 correctly.

Congratulations! You've a real understanding of the history of Leonardo da Vinci. You are a genius!




Post-play activity 5. Complete the sentences / Student




Complete all the sentences that appear by choosing the word that corresponds.

Sentences:

1. Herbert and Susan are two (*Teachers - Inventors - Astronauts*) creators of the Time Machine, who want to (*Swim - Dream - Travel*) through time to have incredible adventures.
2. The machine (*Time - Universe - Heaven*) is complex, and is made up of things (*Exceptional - Ordinary - Fantastic*), and is the (*Third - Second - First*) Herbert and Susan put into operation.
3. Travel to the (*Ancient - Modern - Enigmatic*) Egypt allows us to (*Kill - Photograph - Know*) Cleopatra, and participate in the prayer with her, as well as see that her (*Mouth - Nose - Front*) is perfect.
4. In ancient Egypt the dead were (*Embalmed - Burned - Buried*) by the priests and converted into (*Monsters - Statues - Mummies*), which were then stored inside the (*Walls - Pyramids - Houses*).
5. A very important man in the (*Prehistoric Time - Modern Time - Renaissance*) was Leonardo da (*Rome - Vinci - Florence*), who wanted to invent a machine that allowed him to (*Fly - Eat - Dream*).
6. Leonardo da Vinci is in (*Need - Driving - Drink*) of help to (*Hide - Break - Paint*) the “La Gioconda” painting, because the (*Model - Actress - Writer*) will not come to his house to pose.
7. The portrait of “La Gioconda” is one of the most famous (*Books - Paintings - Sculptures*) in the (*World - Moon - Sky*) today and it is in the Louvre Museum in (*Barcelona - London - Paris*).
8. Thanks to the actions of reducing, reusing and (*Destroying - Recycling - Using*) the world (*Past - Present - Future*) is cleaner, without contamination and everything is much (*Cleaner - Dirtier - Messier*).
9. Super H₂O and Super (*Earth - Ocean - Mountain*) take (*Mess - Burn - Care*) of the planet (*Earth - Mars - Saturn*) to make it a perfect place to (*Fly - Swim - Live*) for animals, humans and plants.
10. Herbert and Susan get to go on a (*Excursion - Journey - Rest*) through time, visiting the (*Sea - World - Past*) and the future, and thus we see that their Time Machine (*Works - Destroys - Melts*)



Post-play activity 5. Complete the sentences / Student



Nouns:

.....

.....

Adjectives:

.....

.....

Verbs:

.....

.....


Now get the students to conjugate the verbs that appear above into infinitive, past and future.

Example: Travel (Infinitive: Traveling Past: Traveling Future: Traveling)

Verb	Infinitive (To)	Past (I)	Future (I Will)
Travel	Travel	Travelled	Travel
.....
.....
.....
.....
.....
.....
.....
.....

Extension activity

Classify the words you have chosen for the different phrases into nouns, adjectives or verbs. If it is a verb you must put it in infinitive, past and future.



EXtra-activity 1

Create your own time machine



Step 1.

Grab a shoe box that is as stable and rigid as possible. Cut it into two pieces, so you can make two time machines to play together. Leave the remaining part of the box down as the base. The lid part must go forward, but it must be kept closed. Paste it with the glue or apply heat so it does not move.



Step 2.

With one or two white or coloured papers (that depends on personal taste) lining the carton as if it were a gift. Remember that the lid part should be facing you. Glue or stick the part of the paper from behind (on the opposite side of the lid of the box).



Step 3.

Draw the face of the time machine from the front (it would be on top of the lid). Put eyes and mouth. Draw a few buttons and a keyboard with numbers so you can choose which continent and country you will go to and in which year you want to go to.

Step 4.

Add all the add-ons you want, to make it more fun. You can add rope to the sides and stick on plastic cups. Those will be like your intercoms! If you have any cylindrical object of cardboard cut it, paint it with any colours you like, and maybe put on some glasses. While doing all this you can start thinking of a name for your new time machine.




Step 5.

Invent stories with your time machine!

Think about which country you want to travel to and at what time. What do you want to see there, if it will be cold or hot, what kind of animals live in the countries you want to visit, what language do they speak, what famous and historical places would you see...

Imagine what your journey would be like, what you would take and with whom you would go. This is one of the easy crafts for children that allows you to develop your imagination, learn a little history, and know the most characteristic things about the countries. It is very easy to do and very fast, in about 10-15 minutes you will have your time machine ready.

And the rest ... well... let your imagination fly! Where will you go?




EXtra-activity 2

Your super-hero of the future

In our history we have created Super H₂O and Super Earth as two superheroes who live in the future and thanks to the way they recycle, reduce and reuse, the Planet Earth is a wonderful place to live.

Following our example, draw your own Super Hero of the Future, for this you have to follow the following instructions:

- 1.** Give it a very nice and powerful super-hero name,.
- 2.** What qualities and superpowers does he/she have? What is his/her mission?
- 3.** Think about how he/she is dressed, it has to be a superhero costume. You can also include a mask, and your shirt must include the letter that refers to his/her name, or a symbol that identifies it (eg a flash of lightning).
- 4.** Super heroes are always in situations of conflict and adventure, so in your drawing he/she should appear in action, in motion (jumping, flying, solving some problem, ...)
- 5.** If there is some villain you are facing, they can also appear in your drawing.
- 6.** Once you have drawn him/her, you are then ready to invent stories about him/her. So let your imagination fly!



More information

the Time machine

Websites:


https://en.wikipedia.org/wiki/The_Time_Machine

Books:


- H.G. Wells. Signet Classics.
The time machine.
2002. First published May 7th 1895.
- Elisabetta Dami.
The journey through time -Geronimo Stilton Special Edition-.
Scholastic Paperbacks, 2014.

Films:

- George Pal.
The time machine.
Metro-Goldwyn-Mayer, U.S.A. 1.960.
- Simon Wells.
The time machine.
Warner Bros, DreamWorks, U.S.A. 2.002.



FORUM
THEATRE &
EDUCATION



Vocabulary



About
Actor
Along
Although
Appear (To)
Aviator
Awesome



Beautiful
Become
Begin (To)
Behind
Books
Brother
Builder
Bicycle



Call (To)
Camel
Car
Cities
Come (To)
Countries
Crazy
Creation
Cross (To)
Curious



Dangerous
Designs
Drawings



Earth
Embarrassed
Environment
Everyone



Famous
Feel (To)
Finish (To)
Fish
Forest
Forget (To)
Fly (To)
Future




Gladiator
Get (To)
God
Goddess
Guards
Great



Happy
Healthy
Help (To)
Here
Hieroglyphs
History
Hundred
Husband



Impossible
Inventor



Join (To)
Joke
Joy



Know (To)



Large
Life
Love (To)



Machine
Make (To)
Man
Many
Mean (To)
Mistake
Most
Music



Name
New
Next
Nose



Oceans
Only
Oranges



Painter
Paper
Parachute
Perhaps
Place
Portrait
Prayer
Promise (To)
Prototype
Pyramids



Queen
Question



Ready
Really
Recycle
Reduce
Reuse
Refer (To)
Remain (To)



Sacred
Sadness
Say (To)
Scientist
See (To)
Sing (To)
Sky
Someday
Song
Sorry
Strange



Tall
That
There
Thousand
Through
Time
Travel (To)
True



Understand (To)
Up



Very
Viability
Vital



Water
Well
While
Who
Wife
Write (To)
Work (To)
World



Year
Yes
You

