ABCDFGHIJLMNORPSQTUWXYZ
1234567890
Mary's Travels
FORUM
THEATRE &
EDUCATION

# Mary's Travels

## Index


Introduction ..... 1

Overall Objectives ..... 3

Specific Objectives ..... 4

Plot Synopsis ..... 5

Matt the Mouse Listening (Track 1) ..... 7

Meet the Characters (Track 2) ..... 8

Dialogue Mary & Matt The Mouse (Track 3) ..... 12

Song 1. The Alphabet Song (Track 4) ..... 13

Song 2. Numbers! (Track 5) ..... 14

Song 3. Colours! (Track 6) ..... 15

Song 4. Head, Shoulders, Knees and Toes (Track 7) ... 16

Voice-Overs (Track 8) ..... 17

Activity 1. Trace the Name ..... 18

Activity 2. The Animals (Track 9) ..... 20

Activity 3. The Sounds (Track 10) ..... 21

Activity 4. The Letters ..... 22

Activity 5. The Numbers ..... 24

Activity 6. The Rainbow ..... 25

Activity 7. Matt the Mouse ..... 26

Activity 8. The Face ..... 27

Activity 9. The Birthday Cake (Track 11) ..... 28

Extra-Activities ..... 30

Vocabulary ..... 34

# Mary's Travels

## Introduction

The primary purpose of the teacher's pack is to help both teachers and students alike to get as much as possible out of their participation in the interactive performance of **"MARY'S TRAVELS"**.

The pack has been designed as a tool to help students understand the play, learn new vocabulary and improve their listening and speaking skills. Once they have done the activities, students will understand better both how the story develops and the lines the actors deliver so they will get more enjoyment out of the performance. The audio contains some introductory material where you'll find texts corresponding to the plot synopsis and the characters, some dialogues from the play and the original songs performed in the play. Also, you'll find some suggested activities we recommend you to do before the play, pre play activities and some post-play activities which have been designed to check if students have understood the play correctly. The activities also enable the student's vocabulary, expressions and grammatical structures to improve.

Pre-play and post-play activities include instructions for the teacher and the corresponding student worksheets, as long as the activity requires them. Some of the activities have an extension part (extension activity) which makes it possible to study the contents in depth, depending on the group's ability. Both the introductory material and the suggested activities may require the corresponding audio material to make better use of them. In this case, we provide you with the corresponding track number.

In order to help the teacher find and select the audio activities, we have listed the track numbers below with their corresponding contents in the play "**MARY'S TRAVELS**".

**AUDIO MARY'S TRAVELS (TRACK 1 TO 11)**

- **Track 1-Matt the Mouse Listening.**
- **Track 2-Meet the Characters.**
- **Track 3-Dialogue Mary & Matt the Mouse.**
- **Track 4-Song 1. The Alphabet Song.**
- **Track 5-Song 2. Numbers!**
- **Track 6-Song 3. Colours!**
- **Track 7-Song 4. Head, Shoulders, Knees and Toes.**
- **Track 8-Voice-Overs.**
- **Track 9-The Animals.**
- **Track 10-The Sounds.**
- **Track 11-Happy Birthday.**

A new feature includes the possibility for teachers to see the choreography of a song on our website and therefore offers the opportunity of teaching it to the students prior to the show, thus allowing them to fully enjoy the dance on the day of the show.

We sincerely hope that both teachers and students fully enjoy the play itself and the activities which make up this teacher's pack.

We also hope this proves to be a useful aid in enhancing enjoyment of this interactive theatre experience.

# Mary's Travels

## Introducción

El objetivo principal del Teacher's Pack es ayudar tanto a profesores como a alumnos a sacar el máximo partido de su participación en la obra interactiva **"MARY'S TRAVELS"**.

El pack ha sido diseñado como una herramienta para ayudar a los alumnos a entender la obra, aprender vocabulario nuevo y mejorar las habilidades de habla y escucha. Cuando hayan hecho las actividades, los alumnos entenderán mejor cómo se desarrolla la historia y los diálogos de los actores y, de ese modo, disfrutarán más de la obra.

El material de audio contiene elementos introductorios en el que se facilitan algunos diálogos extraídos de la obra y canciones originales pertenecientes a diferentes momentos de la representación.

Además, encontraréis diversas propuestas de actividades que facilitan al alumnado la comprensión de la representación. Las actividades incluyen instrucciones para el profesor.

Con la finalidad de facilitar al profesor la localización y selección de las actividades de audio, relacionamos a continuación la numeración y el contenido de las pistas correspondientes a la obra de **"MARY'S TRAVELS"**:

**AUDIO MARY'S TRAVELS (PISTA 1 A 11)**

- **Pista 1-Matt the Mouse Listening.**
- **Pista 2-Meet the Characters.**
- **Pista 3-Dialogue Mary & Matt the Mouse.**
- **Pista 4-Song 1. The Alphabet Song.**
- **Pista 5-Song 2. Numbers!**
- **Pista 6-Song 3. Colours!**
- **Pista 7-Song 4. Head, Shoulders, Knees and Toes.**
- **Pista 8-Voice-Overs.**
- **Pista 9-The Animals.**
- **Pista 10-The Sounds.**
- **Pista 11-Happy Birthday.**

Esperamos que tanto profesores como alumnos disfruten al máximo la obra en sí y las actividades que conforman este Teacher's Pack. Y que esto constituya una ayuda útil a la hora de mejorar el disfrute de dicha experiencia teatral interactiva.

# Mary's Travels

## Overall Objectives

The general objective is to stimulate the desire to learn through magic, songs and stories, with the fantastic character Mary Magic and her new friends.

- Stimulating the desire to learn and play using English and theatre as a vehicle for communication.
- Recognising and using in communicative situations the main vocabulary from the play.
- Learning to say hello and goodbye in daily situations, as well as other linguistic and non-linguistic conventions in everyday situations.
- Listening to and memorising some simple songs in English.
- Promoting and developing creativity, imagination and fantasy as a tool for learning and personal growth.
- Learning to distinguish and use letters, numbers and colours with their correct pronunciation.
- Learn vocabulary related to travels.
- Educational values such as friendship, solidarity, collective effort, self-esteem.

El objetivo general es estimular el deseo de aprender a través de la magia, las canciones y los cuentos con el fantástico personaje de Mary Magic y sus nuevos amigos.

- Estimular el deseo de aprender y jugar utilizando el inglés y el teatro como medio de comunicación.
- Reconocer y utilizar en situaciones comunicativas el vocabulario principal de la historia.
- Aprender a saludar y despedirse en situaciones cotidianas, así como otras convenciones lingüísticas y no lingüísticas empleadas en situaciones habituales.
- Escuchar y memorizar algunas canciones sencillas en inglés.
- Potenciar y desarrollar la creatividad, la imaginación y la fantasía como instrumento de aprendizaje y crecimiento personal.
- Aprender a diferenciar y relacionar las letras, los números y los colores y su correcta pronunciación.
- Aprender vocabulario relativo a los viajes.
- Valores educativos como la amistad, la solidaridad, el esfuerzo colectivo, la autoestima.

# Mary's Travels

## Specific Objectives

**Listening:** Learn words around the show trough an audio stimulus that allows them to relate to the concepts.

**Meet the Characters:** To know who is who in the show.

**Songs:** Listening to and memorising some simple songs in English.

**Activity 1:** Learning the words around the dialogue Mary Magic & Matt the Mouse.

**Activity 2:** Learning the name of the animals.

**Activity 3:** Playful learning vocabulary related to travel.

**Activity 4:** Encouraging the student's creativity playing with the letters. **Solutions:** Cat-Pig-Bird-Cow-Dog-Mouse.

**Activity 5:** Learning the numbers from 1 to 10.

**Activity 6:** Learn the name of the colours.

**Activity 7:** To build Matt the Mouse, the new friend of Mary Magic.

**Activity 8:** Learning the name of the parts of the face.

**Activity 9:** Learning basic concepts in english.

**Extra-Activities:** Possibility of expanding knowledge with the students about the show.

**Vocabulary:** Become familiar with the vocabulary related to the show, MARY'S TRAVELS, find the attached vocabulary sheet at the end of teacher's pack.

**Listening:** Aprender palabras del show a través de un estímulo de audio que les permita relacionar conceptos.

**Meet the characters:** Para saber quién es quién en el show.

**Songs:** Escuchar y memorizar letras de canciones sencillas en inglés.

**Activity 1:** Aprender las palabras del diálogo entre Mary Magic y Matt el Ratón.

**Activity 2:** Aprender el nombre de los animales.

**Activity 3:** De forma lúdica aprender vocabulario sobre modos de viajar.

**Activity 4:** Estimular la capacidad creativa de los estudiantes jugando con las letras. **Soluciones:** Cat-Pig-Bird-Cow-Dog-Mouse.

**Activity 5:** Aprender los números del 1 al 10.

**Activity 6:** Aprender el nombre de los colores.

**Activity 7:** Para crear a Matt the Mouse, el nuevo amigo de Mary Magic.

**Activity 8:** Aprender el nombre de las partes de la cara.

**Activity 9:** Aprender conceptos básicos en inglés.

**Extra-Activities:** Posibilidad de ampliar conocimientos en el aula sobre el show.

**Vocabulary:** Familiarizarse con el vocabulario relacionado con el entorno de MARY'S TRAVELS, para ello adjuntamos la hoja de vocabulario al final del teacher's pack.

# Mary's Travels

## Plot Synopsis

A strong wind blows bringing with it, the main character in our story: Mary Magic. To the rhythm of very lively music, Mary Magic places three suitcases in the space that will accompany her on the journeys she is taking today. Each of the suitcases has a different size, a different colour and a load of surprises waiting inside.

Once Mary Magic is ready to go on the first of her journeys, she gets on the train, which starts with the unmistakable sound of the station master's whistle. The train is quite busy and she takes the opportunity to eat an apple, admire the scenery and get some sleep. A voice announcing their arrival at ABC Land awakens Mary Magic, and she prepares to get off the train and have one of her exciting adventures in the country of letters. In order to get into position and go in the right direction, Mary Magic uses a map, while in the distance the sound of various animals that inhabit the place can be heard. Among all the sounds there is one that she does not recognize, it is as if someone is gnawing at something very hard. Mary Magic searches for the source of the sound, and ends up finding a very cute little mouse named Matt. He explains that he lives in ABC Land and that he would like to teach her the ABC song, to which she says she would love. The song allows everyone to go over and memorize the letters that make up the alphabet. But it turns out that Matt is not as good a singer as he thinks he is, and it starts to rain quite suddenly. Thankfully, Mary Magic always carries her famous parrot-headed umbrella, allowing her to block out the rain and to her surprise, Mary Magic discovers that in the land of letters it does not rain raindrops, but rather soap bubbles, so they start to play with them. Once the game is over, Mary Magic finds a box full of letters, and decides to form words using them, specifically animal names, and they tell nice stories about each of them. But the fact that one of the animals in the story is a cat makes Matt very nervous, he thinks it will try to catch him. Mary Magic reassures him by saying that there is no cat around.

Mary Magic says goodbye to ABC Land as it is now time to start a new journey, so very happily, she boards a boat and sets sail for 123 Land, but she gets lost in the crystal clear waters; Thankfully, her parrot-headed umbrella gets her back on track and takes her to the land of numbers safe and sound. Once there, Mary Magic sees that there are many butterflies around her, and decides to hunt a few; as well as watering the soil, which makes flowers of various colours start to grow and to her surprise she finds several buzzing bees which she places on the flowers so they can get pollen to make honey. It is the ideal time to sing a nice song about numbers. At the end of the song Mary Magic receives a special phone call from a bee, and she listens as a voice tells her to go to Rainbow Land, the land of colours as soon as possible.

So, with the help of her umbrella, Mary Magic flies through the sky before landing placidly in the colourful Rainbow Land. Everything there is colourful, which makes Mary Magic want to sing a song about the colours, as well as a famous song about body parts. It is then when she remembers that today is a very special day, because it is Matt the mouses birthday, so she prepares a wonderful birthday cake for him. Mary Magic calls Matt and when he appears she sings Happy Birthday to him. Matt is so happy and very excited. When the song ends the clock strikes five, and it is time to go home. So she has to collect everything and start the journey home again, but not before saying goodbye to each one of the new friends she has made on her journey.

# Mary's Travels

## Sinopsis

Sopla un fuerte viento que trae consigo, ni más ni menos que al personaje principal de nuestra historia: Mary Magic. Al ritmo de una animada música, Mary Magic se dispone a situar en el espacio tres maletas que le van a acompañar en los viajes que realizará hoy. Cada una de estas maletas tiene un tamaño, un color diferente y un sinfín de sorpresas que aguardan en su interior.

Una vez Mary Magic está preparada para iniciar el primero de sus viajes, se sube al tren, que arranca con el inconfundible sonido del silbato del jefe de estación. El viaje en tren es bastante ajetreado y ella aprovecha para comer una manzana, admirar el paisaje y dormir un poco. La voz que anuncia la llegada a ABC Land despierta a Mary Magic, y esta se dispone a bajar del tren y vivir una de sus emocionantes aventuras en el país de las letras. Para poder situarse y tomar la dirección correcta, Mary Magic usa un mapa, mientras a lo lejos se oye el sonido de varios animales que habitan aquel lugar. Pero de entre todos los sonidos hay uno que ella no reconoce, es como si alguien estuviese royendo algo muy duro. Mary Magic busca el origen del sonido, y acaba por encontrar a un simpático ratón llamado Matt. Este le explica que vive en ABC Land y que le gustaría enseñarle la canción del Abecedario, a lo que ella contesta afirmativamente. La canción permite repasar y memorizar las letras que componen el abecedario. Pero resulta que Matt no es tan buen cantante como él cree, y eso provoca que se ponga a llover de forma intempestiva. Menos mal que Mary Magic lleva siempre consigo su famoso paraguas con cabeza de loro, que le permite refugiarse. Pero, cuál es su sorpresa, cuando Mary Magic descubre que en el país de las letras no llueven gotas de agua, sino pompas de jabón, así que a jugar con ellas se ha dicho. Una vez acaba el juego, Mary Magic encuentra una caja llena de letras, y decide formar palabras con ellas, concretamente nombres de animales, y luego contar una bonita historia con cada uno de ellos. Pero el hecho de que uno de los animales de la historia sea un gato pone muy nervioso a Matt el Ratón, que cree que va a caer en las garras del mismo. Mary Magic lo tranquiliza diciéndole que no hay ningún gato.

Ha llegado el momento de iniciar un nuevo viaje, así que Mary Magic se despide de ABC Land muy contenta, y subida en su peculiar bote pone rumbo a 123 Land, pero se pierde en las cristalinas aguas; menos mal que su paraguas con cabeza de loro se orienta a la perfección y la lleva al país de los números sana y salva. Una vez allí Mary Magic ve que hay muchas mariposas a su alrededor, y decide cazar unas cuantas; así como regar el suelo, lo cual hace crecer flores de varios colores. Pero ¡cuál es su sorpresa! Dentro de la regadera hay varias abejas que no dejan de zumbar, y ella las coloca en las flores para que puedan hacer miel. Es el momento ideal para cantar una bonita canción sobre los números. Al finalizar la canción Mary Magic recibe la llamada telefónica a través de una abeja, y escucha una voz que le dice que vaya lo más pronto posible a Rainbow Land, el país de los colores.

Así que, con la ayuda de su paraguas, Mary Magic vuela por el cielo hasta aterrizar plácidamente en la colorida tierra de Rainbow Land. Todo allí es color, motivo por el cual Mary Magic canta una canción sobre los colores, así como la famosa canción sobre las partes del cuerpo. Es entonces cuando recuerda que hoy es un día muy especial, puesto que es el cumpleaños de Matt el ratón, por eso le prepara una maravillosa tarta de cumpleaños. Mary Magic llama a Matt el ratón, y cuando éste aparece le canta la canción de Feliz Cumpleaños. Matt está feliz y muy emocionado. Cuando acaba la canción el reloj marca las cinco en punto, hora de volver a casa. Así que hay recogerlo todo e iniciar el regreso, pero no sin antes despedirse de todos y cada uno de los nuevos amigos que Mary Magic ha hecho en cada uno de sus viajes.

# Mary's Travels

## Matt the Mouse Listening

Track 1

Hello, my name is Matt the Mouse. I want to be your friend. I like flowers, butterflies, clouds and birds. With my friend, Mary Magic, we will play with letters, with numbers and with colours.

We will travel by train to ABC Land, the country of letters.

We will travel by boat 123 Land, the country of numbers.

And we will fly by plane to Rainbow Land ,the country of colours.

All of you are invited. Come with me and it will be wonderful.

Ready, steady, let's travel!

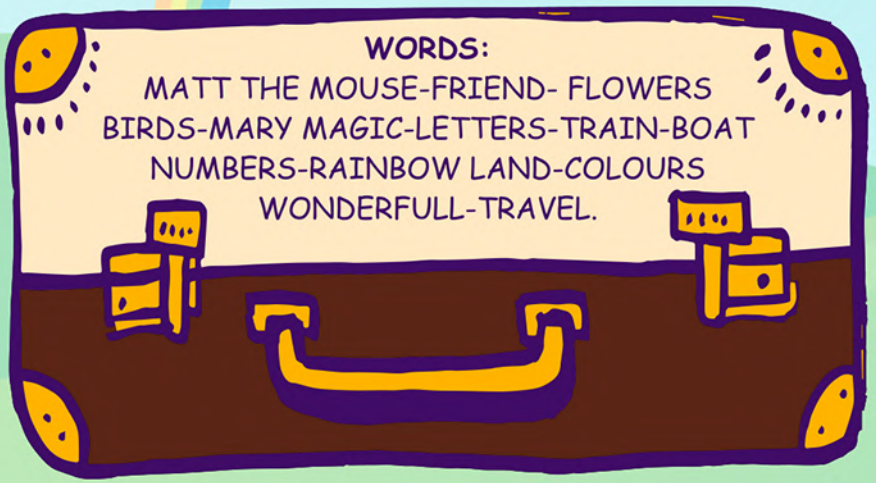


**Listen again and repeat the words after the bell.**

Hello, my name is Matt the Mouse (🔔). I want to be your friend (🔔). I like flowers,(🔔), butterflies, clouds and birds, (🔔). With my friend, Mary Magic, (🔔), we will play with letters,(🔔), with numbers and with colours.

We will travel by train, (🔔), to ABC Land, the country of letters.

We will travel by boat, (🔔) 123 Land, the country of numbers,(🔔).

And we will fly by plane to Rainbow Land, (🔔) the country of colours,(🔔).

All of you are invited. Come with me and it will be wonderful,(🔔).

Ready, steady, let's travel,(🔔) !!

# Mary's Travels

## Meet the Characters

Track 2

### Mary Magic

She is the main character in our story. She defines herself as "almost perfect". Mary Magic is always ready to go on exciting adventures. She has an insatiable curiosity, which allows her to learn from everything she sees and hears around her. She is po-lite, attentive, friendly and very organized. Traveling is her passion, and whenever she can, she travels to incredible new places, whether by train, boat or plane. She also knows hundreds of songs that she can sing perfectly, since she has a very sweet voice. Mary Magic loves taking care of animals, plants and everything around her.
She is very careful with everything she does, and never gives up in the face of adversity, quite the opposite in fact.

### The Parrot Head Umbrella

It is Mary Magic's inseparable companion on each one of the journeys she takes. It not only serves as an umbrella that protects her from the rain, but also helps her to find her way when she is lost. Although it does not speak, Mary Magic knows what it means by each of it's gestures, and together they visit the most incredible places which we are not even capable of imagining.

# Mary's Travels

## Meet the Characters

Track 2

### Matt the Mouse

He lives in ABC Land, and becomes good friends with Mary Magic as soon as he sees her. In fact, Matt has already heard of Mary Magic, and he is very excited to see her. Together they sing the ABC song, but unlike Mary Magic, Matt is not a good singer. He is afraid of cats, and just hearing the word "cat" makes him tremble and his heart beat a hundred times an second. What Matt is not expecting is that Mary Magic knows that today is his birthday and she prepares a beautiful birthday party, and a lovely cake just for him.

### The Voices

They are the voices that indicate where Mary Magic arrives to each time she travels. They help us know where we are, and they allow us to imagine what is happening on each of the journeys Mary Magic takes.

Mary's Travels

# Conoce a los Personajes

Track 2

### Mary Magic

Es el personaje principal de nuestra historia. Tal y como ella misma se define es "casi perfecta". Mary Magic siempre está dispuesta a vivir emocionantes aventuras. Tiene una insaciable curiosidad, lo cual le permite aprender de todo aquello que ve y que escucha. Es educada, atenta, simpática y muy organizada. Viajar para ella es una pasión, y siempre que puede viaja a increíbles lugares, ya sea en tren, en barco o en avión. Además sabe cientos de canciones que interpreta perfectamente, puesto que tiene una voz dulce y afinada.
A Mary Magic le encanta cuidar a los animales, a las plantas y a todo lo que le rodea. Es muy cuidadosa con todo lo que hace, y nunca se rinde ante ninguna adversidad, sino todo lo contrario.

### El Paraguas con Cabeza de Loro

Es el compañero inseparable de Mary Magic en todos y cada uno de los viajes que ésta realiza. No sólo le sirve a ella como un paraguas que la protege de la lluvia, sino que además le ayuda a orientarse cuando ésta está perdida.
Pese a que no habla, Mary Magic sabe interpretar cada uno de los gestos del mismo, y juntos han visitado lugares increíbles que nosotros ni siquiera somos capaces de imaginar.

# Conoce a los Personajes

Track 2

**Matt el Ratón**

Vive en ABC Land, y se convierte en un buen amigo de Mary Magic nada más verla. De hecho, Matt ya ha oído hablar de Mary Magic, y le emociona verla en su país. Juntos cantan la canción del Abecedario, pero, al contrario que Mary Magic, Matt no es un buen cantante. Tiene mucho miedo a los gatos, y el sólo hecho de oír la palabra "gato" hace que se ponga a temblar y que el corazón le vaya a mil por hora. Lo que Matt no se espera es que Mary Magic sepa que hoy precisamente es su cumpleaños y le prepare una bonita fiesta de cumpleaños, con su correspondiente tarta.

**Voces en Off**

Son las que indican el lugar donde llega Mary Magic cada vez que viaja. Nos sirven para saber dónde estamos, y nos permiten imaginarnos qué puede pasar en cada uno de los viajes que Mary Magic realiza.

# Mary's Travels

## Dialogue Mary & Matt the Mouse

Track 3

**MATT**: Hey!

**MARY**: Sorry! My name is Mary.

**MATT**: Hello! My name is Matt. M-A-T-T.

**MARY**: Hello, Matt. You are beautiful mouse.

**MATT**: Thank you! You are a beautiful girl.

**MARY**: Thank you, Matt!

**MATT**: One moment, is your name Mary?

**MARY**: Yes!

**MATT**: Mary?... Mary?... Mary Magic?

**MARY**: Yes, that's me!

**MATT**: You are very special.

**MARY**: Thank you!

**MATT**: What are you doing here, in ABC Land?

**MARY**: I want to learn the alphabet with my friend.

**MATT**: Ok. I can help you.

**MARY**: Thank you!

Mary's Travels

## Song 1. The Alphabet Song

Track 4

**MARY:** A, B, C, D

E, F, G

H, I, J, K

L, M, N, O, P

Q, R, S, T, U and V

W, X, Y and Z.

NOW YOU KNOW YOUR ABC

WON'T YOU COME AND SING WITH ME?

**MATT:** A, B, C, D

E, F, G

H, I, J, K

L, M, N, O, P

Q, R, S, T, U and V

W, X, Y and Z.

NOW I KNOW MY ABC

WON'T YOU COME AND SING WITH ME?

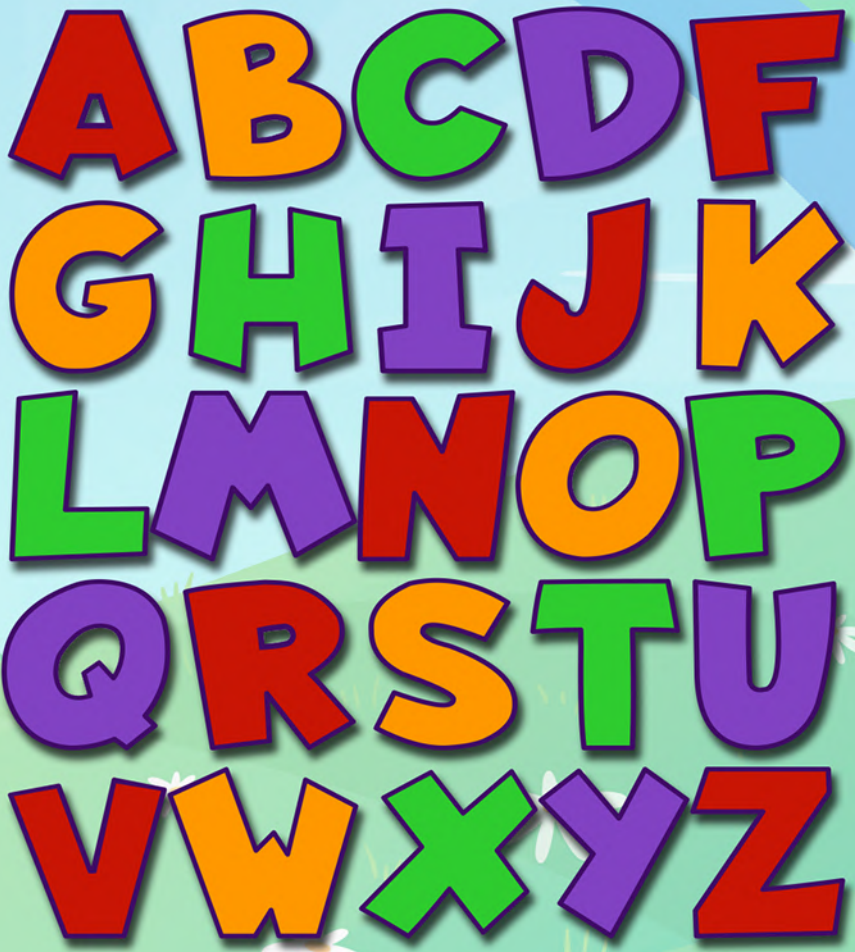

Mary's Travels

## Song 2. Numbers!

Track 5

**MARY:** ONE, TWO, THREE

FOUR, FIVE, SIX

SEVEN, EIGHT, NINE

TEN, ELEVEN, TWELVE

1 2 3 4

5 6 7 8

9 10 11

12

ONE, TWO, THREE

FOUR, FIVE, SIX

SEVEN, EIGHT, NINE

TEN, ELEVEN, TWELVE

Mary's Travels

## Song 3. Colours!

Track 6

**MARY:** RED, ORANGE, YELLOW, GREEN,
BLUE, PINK, PURPLE
COLOURS!

**CHORUS:** GIVE ME THE COLOURS
THESE ARE THE COLOURS
GIVE ME THE COLOURS
THESE ARE THE COLOURS!

GIVE ME THE COLOURS
THESE ARE THE COLOURS
GIVE ME THE COLOURS
THESE ARE THE COLOURS!

RED
ORANGE
YELLOW
GREEN
BLUE
PINK
PURPLE

## Song 4. Head, Shoulders, Knees and Toes

Track 7

**MARY:** HEAD, SHOULDERS, KNEES AND TOES
KNEES AND TOES
HEAD, SHOULDERS, KNEES AND TOES
KNEES AND TOES

AND EYES AND EARS AND MOUTH AND
NOSE

HEAD, SHOULDERS, KNEES AND TOES
KNEES AND TOES

HEAD, SHOULDERS, KNEES AND TOES
KNEES AND TOES
HEAD, SHOULDERS, KNEES AND TOES
KNEES AND TOES

AND EYES AND EARS AND MOUTH AND
NOSE

HEAD, SHOULDERS, KNEES AND TOES
KNEES AND TOES



# Voice-Overs

Track 8

**Listen to the voices which tell us which country Mary Magic is visiting.**

Escucha las voces que nos dicen qué país visita Mary Magic.

**Voice- Over 1.**

Boys and girls, welcome to ABC Land.

Oh, hello Mary Magic!

Candy Kisses!

**Voice- Over 2.**

Boys and girls, welcome to 123 Land.

Oh, hello Mary Magic!

Candy Kisses! Hahaha...

**Voice-Over 3.**

Boys and girls, welcome to Rainbow Land.

Oh, hello Mary Magic!

Candy Kisses!



Mary's Travels

## Activity 1. Trace the Name

**Students should listen to track 3 - the dialogue with Mary Magic & Matt the Mouse - and then go back over the words that appear in the dotted lines.**
Los alumnos deben escuchar el track 3 -diálogo de Mary & Matt the Mouse- y luego repasar las palabras que aparecen en punteado.

**MATT:** HEY!

**MARY:** OH SORRY! HELLO, MY NAME IS MARY.

**MATT:** HELLO! MY NAME IS MATT. M-A-T-T.

**MARY:** HELLO, MATT. YOU ARE A LOVELY MOUSE.

**MATT:** THANK YOU MARY! YOU ARE A BEAUTIFUL GIRL.

**MARY:** THANK YOU, MATT!

**MATT:** WAIT A MINUTE, YOUR NAME IS MARY?

**MARY:** YES!

**MATT:** MARY?... MARY?... MARY MAGIC?

# Mary's Travels

## Activity 1. Trace the Name

MARY: YES, THAT'S ME!

MATT: SO YOU ARE VERY SPECIAL.

MARY: THANK YOU!

MATT: WHAT ARE YOU DOING HERE, IN ABC LAND?

MARY: I WANT TO LEARN THE ALPHABET WITH MY FRIENDS.

MATT: OK. THEN I CAN HELP YOU.

MARY: REALLY? YOU CAN? OH THANK YOU!

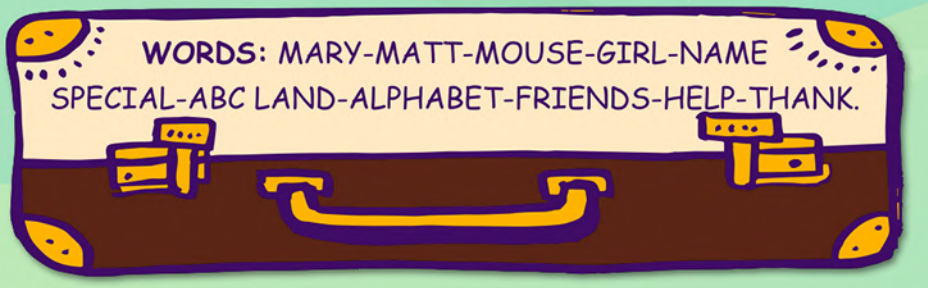

# Activity 2. The Animals

Track 9

**Students should listen to track 9 and identify each of the sounds with the corresponding animal that makes it. To do this, they must link each sound with the drawing of the animal using an arrow.**
**EXTENSION OF ACTIVITY: Then they should put the name of each under the animal.**
Los alumnos escucharán el track 9 y deben identificar cada uno de los sonidos con el animal correspondiente que lo emite. Para ello deben unir cada sonido con el dibujo del animal mediante una flecha.
EXTENSIÓN DE LA ACTIVIDAD: Luego deben poner debajo de cada animal el nombre.

_ _ _ _ _ _

_ _ _ _

_ _ _ _

_ _ _ _ _ _ _

_ _ _ _

_ _ _

SOUND 1
SOUND 2
SOUND 3
SOUND 4
SOUND 5
SOUND 6
SOUND 7
SOUND 8
SOUND 9
SOUND 10
SOUND 11

_ _ _ _ _ _ _

_ _ _ _

_ _ _ _ _

_ _ _ _

_ _ _

Mary's Travels

## Activity 3. The Sounds

Track 10

**Students should listen to the different sounds that correspond to the means of transport –Track 10-. Next to each drawing they should put the number according to the order in which they sound. And then they can paint the letters the way they like.**

Los alumnos deben escuchar los diferentes sonidos que corresponden a los medios de locomoción –Track 10-. Al lado de cada dibujo deben poner el número según en el orden en el que suenen. Y luego deben pintar las letras a su gusto.

AIRPLANE NUMBER: __

BOAT NUMBER: __

BIKE NUMBER: __

CAR NUMBER: __

TRAIN NUMBER: __

Mary's Travels

## Activity 4. The Letters

**Cut out the letters and make the words –for the names of the animals–.**

Recorta las letras que aparecen a continuación y forma palabras –nombres de animales–.

C T A

I P U D

ABCDFGHIJLMNORPS

Mary's Travels

1 2 3 4 5 6 7 8 9 0

Activity 4. The Letters

3 4 5 6 7 8 9 Z O

G R O W

M S B E

ABCDFGHIJLMNORPSQTUWXY

Mary's Travels

# Activity 5. The Numbers

**Students should trace the numbers from 1 to 10.**
**Then they should count the groups of flowers and match each group with the appropriate number.**
Los alumnos deben repasas los números del 1 al 10.
Luego, deben contar los grupos de flores y unir mediante flechas cada grupo con el número correspondiente.



1 2 3 4 5 6 7 8 9 10

Mary's Travels

## Activity 6. The Rainbow

**Colour in this pretty rainbow taking into account the colour that is indicated.**
Colorea este bonito arcoiris teniendo en cuenta el color que se indica.

RED
ORANGE
YELLOW
GREEN
BLUE
PINK
PURPLE

Mary's Travels

# Activity 7. Matt the Mouse

**Colour, cut and stick!**
¡Colorea, corta y pega!



Mary's Travels

## Activity 8. The Face

**Students should choose the name of the part of the face from the words in the box and then write it down where appropriate. Then they can colour the face the way they want.**

Los alumnos deben elegir el nombre de la parte de la cara de las palabras de la caja y luego escribirla donde corresponda. Luego pueden colorear la cara a su gusto.

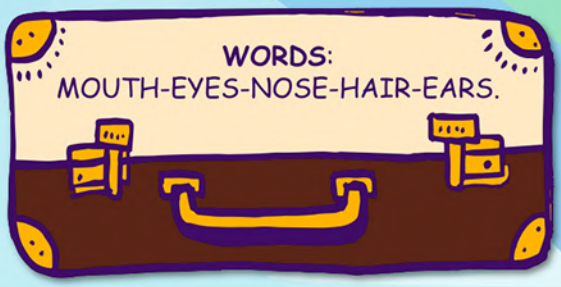




Mary's Travels

# Activity 9. Birthday Cake

Track 11

**In this activity students learn the colours, numbers and strengthen and work on their motor skills. They should paint the candles depending on the colour indicated on each. Then they can review the numbers, count them and trace over the dots.**

En esta actividad los alumnos aprenden los colores, refuerzan los números y trabajan la motricidad. Deberán pintar las velas en función del color indicado en cada una de ellas. Después contarán los números y los repasarán uniendo los puntos.

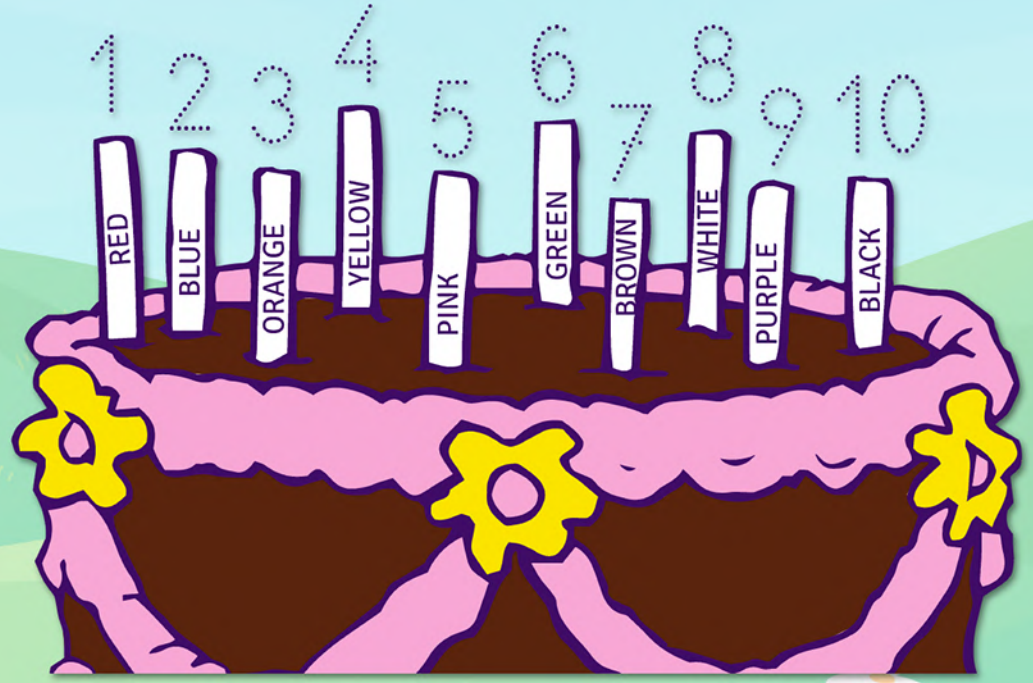

# Activity 9. Birthday Cake

Track 11

## Extension Activity:

**Students should write their name on the card and write the date of their birthday. Then they will listen to track 11 and sing happy birthday together.**

Los alumnos escribirán su nombre en la tarjeta y escribirán el día de su cumpleaños. Luego escucharán el track 11 y cantarán todos juntos cumpleaños feliz.

Mary's Travels

# Extra-Activities

In addition to the activities that appear throughout the teacher's pack, we propose these complementary activities:

## The Chu-Chu Train.

We will begin our fantastic adventure with Mary Magic traveling to ABC Land on the Chu-Chu Train. A chain is formed so that each participant joins another by putting their hands on the shoulders of the previous one (forming a train) and then give, in English, the following indications:

1. Put your right hand on the shoulder of the person in front of you and with your left perform the action of pulling an imaginary chain at the same time as making the sound of a train: pi, piiii.
2. Hold on to their waist.
3. Bend down a little and walk like that taking very small steps.
4. Reverse and walk backwards taking very small steps.
5. Touch the nose or another part of the person's body in front or behind you.

Depending on the children's age, it will be necessary to select one or more mottos, or to apply them by assigning a number; so then you just have to say the corresponding number out loud for the children to carry out the actions.

Mary's Travels

## Extra-Activities

### The Boat of Laughter and Magic

We will take a magical trip to 123 Land by boat, a very special boat, the magical laughter boat. To do this, you have to divide the children into 2 or 3 groups and do the following:

1. The students should lie on their backs, open their legs, forming a row so that the nape of each student rests on the belly of the next student; a cushion can be placed to make them more comfortable.
2. Once in this position, explain to them that they are in the magical laughter boat and that the boat moves by laughter, taking into account that we are going to the country of numbers, so we must follow a numerical order. The teacher, as master of ceremonies, will indicate the number to repeat and clap the number of "ha's" to say. For example: the first in the row will repeat the number "one" and shout "ha", the second "two", with two "ha ha's", and so on until the end.

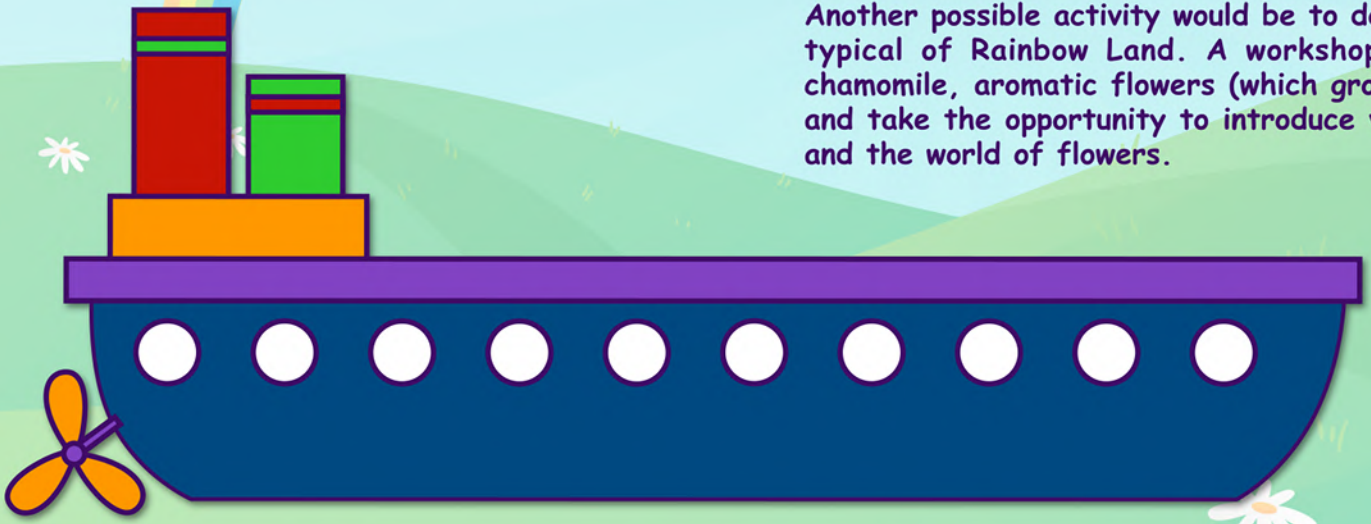

Another possible activity would be to do a GREEN WORKSHOP, very typical of Rainbow Land. A workshop which consists of planting chamomile, aromatic flowers (which grow in approximately 15 days), and take the opportunity to introduce vocabulary relating to colours and the world of flowers.

Mary's Travels

# Extra-Activities

Además de las actividades que aparecen e a lo largo del teacher's pack proponemos estas actividades complementarias:

## El Tren Chú-Chú.

Comenzaremos nuestra fantástica aventura con Mary Magic viajando a ABC Land en el Tren Chú-Chú. Se forma una cadena de modo que cada participante se une a otro poniendo sus manos en los hombros del anterior (formando un tren) y daremos, en inglés, las siguientes indicaciones:

1. Poner sólo la mano derecha sobre el hombro del compañero-a que tenemos delante y con la izquierda realizar la acción de tirar de una simulada cadena a la par que se dice: pi, piiii.
2. Agarrarse a la cintura.
3. Agacharse un poco y caminar así dando pequeños pasos.
4. Dar marcha atrás y caminar así dando pequeños pasos.
5. Tocar la nariz u otra parte del cuerpo del compañero-a de delante o de atrás.

Dependiendo de la edad de los niños habrá que seleccionar una u otras consignas, o bien aplicarlas asignándoles un número; de manera que luego sólo habrá que decir el número correspondiente en voz alta para que los niños ejecuten las acciones.

Mary's Travels

# Extra-Activities

## El Barco de la Risa y la Magia.

El mágico viaje hacia 123 Land lo realizaremos en barco, un barco muy especial, el barco de la risa y la magia. Para ello hay que dividir a los niños en 2 o 3 grupos y ejecutar las siguientes acciones:

1. Los alumnos tumbados boca arriba, abriendo las piernas, forman una fila de modo que la nuca de cada alumno reposa sobre el vientre de otro alumno; se puede colocar un cojín para que estén más cómodos.
2. Una vez en esta posición, se les explica que están en el barco de la risa y que se moverán con sus propias carcajadas, pero atendiendo a que vamos hacia el país de los números, así que hay que seguir un orden numérico. El profesor, como maestro de ceremonias, indicará el número a repetir y con palmadas el número de "jas" a decir. Por ejemplo: el primero de la fila repetirá el número "one" y emitirá un "ja", el segundo "two" y dos "ja, ja", y así hasta el final.

Otra actividad puede consistir en realizar un TALLER VERDE, muy propio de Rainbow Land. Un taller que consista en plantar manzanilla, flores aromáticas (de las que crecen en 15 días aproximadamente), y aprovechar para introducir vocabulario relativo a los colores y el mundo de las flores.

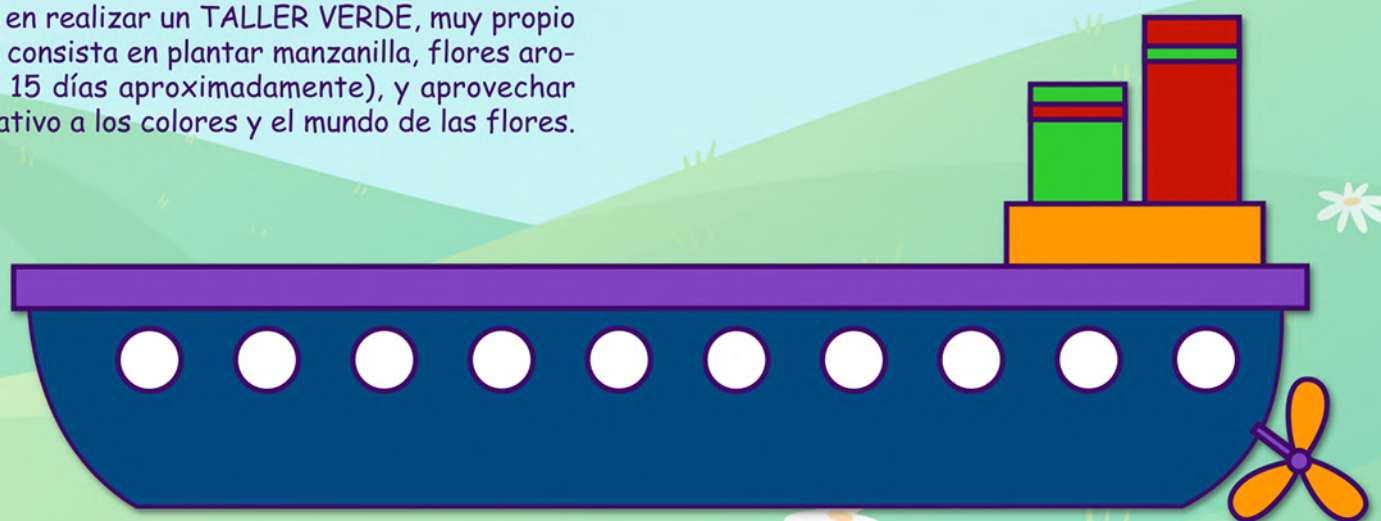

# Mary's Travels

## Vocabulary

### A

Adventures
After
Again
Air
Already
Always
Animal
Airplane

### B

Bird
Boat
Butterfly
Blue
Bee
Birthday
Bike

### C

Colour
Country
Cat
Count (to)
Car
Cow
Candy

### D

Do (to)
Dance (to)
Dangerous
Dog

### E

Easy
Eat (to)
Eyes
Elephant

### F

Friend
Flower
Face

### G

Girl
Good
Green

### H

Happy
Have (to)
Hello
Help (to)
House
Hungry

### I

Idea

### J

Journey

### K

Kiss
Know (to)

### L

Letter
Land
Lion

### M

Map
Mouse
Meet (to)
Mosquito
Mouth

### N

Number
Nose

### O

Other
Orange
Ok

### P

Pig
Pink
Purple

### Q

Question
Quick

### R

Ready
Raiinbow
Red

### S

Sad
See (to)
Sleep (to)
Slow
Small
Stories
Strong
Sun
Song
Sing (to)
Snake
Star

### T

Train
Time
Travel

### U

Ugly
Understand (to)
Umbrella

### V

Very
Volunteer

### W

Want (to)
Wonderful
Welcome

### y

Yellow
Yes
You

### Z

Zero