



# THE GOOD WOLF

TEACHER'S PACK

# INDEX



## THE GOOD WOLF

-INTRODUCTION .....	03
-CONCEPTUAL CONTENTS .....	04
-PLOT SYNOPSIS .....	05
-THE CHARACTERS .....	06
-LISTENING 1. LITTLE RED RIDING HOOD .....	07
-LISTENING 2. THE GOOD WOLF .....	08
-LITTLE RED RIDING HOOD. STORY -TEACHERS- .....	09
-THE THREE LITTLE PIGS. STORY -TEACHERS- .....	10
-THE WOLF AND THE SEVEN LITTLE GOATS STORY -TEACHERS- .....	11
-THE THREE STORIES -STUDENTS- .....	12
-STORIES ACTIVITIES -STUDENTS- .....	13
-SONG 1. LITTLE RED RIDING HOOD IS MY NAME .....	14
-SONG 2. THE GOOD WOLF .....	15
-SONG 3. THE THREE LITTLE PIGS -happy version-.....	16
-SONG 4. THE SEVEN LITTLE GOATS -happy version-.....	16
-SONG 3. WE ARE FRIENDS .....	17
-PRE-PLAY ACTIVITY 1. "GRANDMA'S BASKET" -TEACHERS- .....	18
-PRE-PLAY ACTIVITY 2. THE HOUSES OF THE THREE LITTLE PIGS -TEACHERS-.....	19
-PRE-PLAY ACTIVITY 3. WHERE ARE THE SEVEN LITTLE GOATS? -TEACHERS-.....	20
-PRE-PLAY ACTIVITY 1. GRANDMA'S BASKET -STUDENTS-.....	21
-PRE-PLAY ACTIVITY 2. THE HOUSES OF THE THREE LITTLE PIGS -STUDENTS-.....	22
-PRE-PLAY ACTIVITY 3. WHERE ARE THE SEVEN LITTLE GOATS? -STUDENTS- .....	23
-POST-PLAY ACTIVITY 1. WHO IS WHO? -TEACHERS- .....	24
-POST-PLAY ACTIVITY 2. GOOD THINGS AND BAD THINGS -TEACHERS- .....	25
-POST-PLAY ACTIVITY 3. CHARACTER TRAITS -TEACHERS- .....	26
-POST-PLAY ACTIVITY 4. CHOOSE THE CORRECT OPTION -TEACHERS- .....	27
-POST-PLAY ACTIVITY 1. WHO IS WHO? -STUDENTS- .....	28
-POST-PLAY ACTIVITY 2. GOOD THINGS AND BAD THINGS -STUDENTS- .....	29
-POST-PLAY ACTIVITY 3. CHARACTER TRAITS -STUDENTS-.....	30
-POST-PLAY ACTIVITY 4. CHOOSE THE CORRECT OPTION -STUDENTS- .....	31
-EXTRA ACTIVITIES .....	32
-MORE INFORMATION .....	33
-VOCABULARY .....	34

# INTRODUCTION



DEAR TEACHER,

IN THE TEACHER'S PACK THAT YOU HAVE NOW IN YOUR HANDS, THERE ARE ACTIVITIES FOR DIFFERENT LEVELS SO YOU CAN PREPARE ALL THE STUDENTS WHO WILL ATTEND THE PERFORMANCE. YOU ARE THE BEST ONE TO DECIDE WHICH ACTIVITIES YOU THINK ARE MOST ADAPTED TO THE LEVEL OF YOUR STUDENTS. IN ANY CASE, WE RECOMMEND THAT YOU ALWAYS LISTEN TO THE SONGS AND THE LISTENINGS, AND THAT YOU WORK ON THE VOCABULARY IN CLASS, AS WELL AS THE STORY SO THAT THE STUDENTS UNDERSTANDING WILL BE COMPLETE.

THANK YOU FOR TRUST IN US ONCE AGAIN.

SINCERELY,

FORUM THEATRE AND EDUCATION

The primary purpose of the teacher's pack is to help both teachers and students alike to get as much as possible out of their participation in the interactive performance of "THE GOOD WOLF".

The pack has been designed as a tool to help students understand the play, learn the new vocabulary and improve their listening and speaking skills. Once they have done the activities, students will better understand both how the story develops and the lines the actors deliver and so they will get more enjoyment out of the performance. We introduce some material where you'll find texts corresponding to the plot synopsis and the characters, some dialogues from the play and the original songs performed along the play.

Besides, you'll find some suggested activities we recommend you to do before the play, Pre-play activities, and some Post-play activities which have been designed to check if students understood the play correctly and that they have assimilated the vocabulary, expressions and grammatical structures they worked on. Pre-play and post-play activities include instructions for the teacher and the corresponding student worksheets, as long as the activity requires them. Some of the activities have an extension part (Extension activity) which makes possible to study in depth the contents, depending on the group level.

Both the introductory material and the suggested activities may require the corresponding audio material to make a better use of them. In that case, we provide you with the corresponding track number.

A new feature includes the possibility for teachers to see the choreography of a song on our website and therefore offers the opportunity of teaching it to the students prior to the show, thus allowing them to fully enjoy the dance on the day of the show.

In order to help the teacher find and select the audio activities, we list below the track numbers with its corresponding contents from the play "THE GOOD WOLF".

## AUDIO - THE GOOD WOLF (Track 1 to 11)

**Track -1-**Listening 1.The Little Red Riding Hood.

**Track -2-**Listening 2. The Good Wolf.

**Track -3-**The Little Red Riding Hood. Story.

**Track -4-**The Three Little Pigs. Story.

**Track -5-**The Wolf and the Seven Little Goats. Story.

**Track -6-**Song 1.LITTLE RED RIDING HOOD IS MY NAME.

**Track -7-**Song 2.I AM A GOOD WOLF.

**Track -8-**Song 3.THE THREE LITTLE PIGS -HAPPY-

**Track -9-**Song 4.THE SEVEN LITTLE GOATS -HAPPY-

**Track -10-**Song 5. WE ARE FRIENDS.

**Track -11-**Post-Play Activity 1. Who is Who?

We sincerely hope that both teachers and students fully enjoy the play itself and the activities which make up this teacher's pack.

We also hope this proves to be a useful aid in enhancing enjoyment of this interactive theatre experience.

# CONCEPTUAL CONTENTS



The educational interests of this activity will focus on helping students start developing the four basic skills of any foreign language: listening, speaking, reading and writing. All this with an approach based on communication, which aims to encourage students, involving them in dialogues, conversations, songs ... and other forms of communication that are essential to the teaching and learning of a foreign language process. At this stage students should develop a certain level of understanding and speaking to enable them to deploy their first English communicative manifestations, and to consolidate the basic grammatical categories of this language, and ensure their awareness and approach to the Anglo-Saxon cultural tradition.

The teaching materials of "THE GOOD WOLF" will allow you to study in depth the following conceptual contents:

## **LISTENING.**

Various activities such as listening and repeating words as well as having to fill in the gaps to certain dialogues and songs, helping to sharpen the students ear and encourage them to repeat all they here in English.

## **READING AND WRITING.**

There are numerous moments where students have to read and understand the sentences and dialogues within this dossier. It helps them to hone in on their reading skills and then gives them the opportunity through writing to practice what they already know as well as developing a greater knowledge of the language.

## **CONVERSATION.**

The main focus when learning a language should be on the ability to communicate. Here, students are given the opportunity to develop this important skill by involving them in dialogues, conversations, songs, and pair work set specifically to encourage conversation in English. At this stage students should have already developed a certain level of understanding and speaking to enable them to deploy their first English communicative manifestations, and to consolidate the basic grammatical categories of this language, and ensure their awareness and approach to the Anglo-Saxon cultural tradition. The teaching materials in "THE GOOD WOLF" will allow you

- Descriptions: Character (bad, good, adventurous, scared) and appearance (tall, thin, beautiful, strong...).
- Verbs (to eat, to play, to blow, etc...).
- Vocabulary: The world of classical stories: Little Red Riding Hood, The Three Little Pigs and The Seven Little Goats.



# PLOT SYNOPSIS




Little Red Riding Hood is a happy, cheerful and energetic girl who starts the show with a beautiful song. Today is going to be a great day like every other day, since she is willing to take her Granma everything that her mother has prepared for her in the basket, but she will have to be careful with the evil ferocious wolf who is surely prepared to deceive her and get away with it... that is to say, today the story repeats itself as we have known it for more than a hundred years. It seems, then, that everything is calm, calm, and that each and every one of the characters in the story will do the same so that this wonderful story by Charles Perault will once again cheer us up and let us know a little more about this incredible adventure that has taken place. It will feed the imagination of the little ones for many generations to come, which is why it is considered a classic of yesterday, today and forever.

But... things are not as they seem; because the Wolf, yes, the evil Big Bad Wolf is sad today, he doesn't feel well, he says he is tired, but not from running through the woods, but tired of being the bad guy in the story all the time. He does not want to be anyone's enemy, quite the opposite; something that our Little Red Riding Hood does not quite understand, because everyone knows that in this story the bad guy is him, the Big Bad Wolf. But this time, he is fed up with the situation, and today disconsolately, he asks for help, because he is tired of being the bad guy, and not only in this story, but also in the story of "The Three Little Pigs" and in "The Seven Little Goats".


Little Red Riding Hood's arguments are of little use trying to convince him to play the bad guy; so as the proverb says "if you can't beat your enemy, ally yourself with him"... so what Little Red Riding Hood proposes to the Wolf is to help him in his goal, and try to change the stories so that in all the ones he appears in, instead of being a Bad Wolf he will be a Good Wolf.

So get to work! Will they manage it? Of course they will, but they're going to need the audiences help.



# THE CHARACTERS

## LITTLE RED RIDING HOOD.



She is a very intelligent, smiley faced and energetic girl. Despite telling her story day after day about herself to thousands of children every day, she is not tired of it, quite the opposite in fact. She loves to cross the forest, bringing a basket of food to her Grandma, just as her mother asks her. Little Red Riding Hood is not afraid of the Big Bad Wolf, despite the fact that he always cheats because she knows that at the end of the story she always wins, as the story has a happy ending. Little Red Riding Hood wears red as befits her name.




## THE GOOD WOLF.

We all know the Big Bad Wolf from the fairy tales, because he's bad, and he always wants to get his way. He gets too hungry, and looks for ways to trick the rest of the characters to emerge victorious. Nobody likes the Big Bad Wolf, because we all know he is the enemy in the story, and he is the one we all want to see lose... but today, the Wolf wants to stop being a Bad Wolf and to start to be a Good Wolf ...so this Wolf is not like the one we all know, but a different Wolf, with good intentions. Maybe we should give him a chance.



## THE THREE LITTLE PIGS.




The Three Little Pigs are brothers, but very different from each other. Although physically they are the same, they are not so similar in character. Two of them are very lazy and just want to play, dance and sing... actions that are not bad at all if they are combined with a bit of work, but they just want to have fun; For this reason, they build their houses quickly and with very weak materials that do not allow them to protect themselves from the Wolf. However, the third little pig is much more industrious and spends time at work building a strong house that resists the Wolf's blows.



## THE SEVEN LITTLE GOATS.

The Seven Little Goats are all very alike, and are all very appetizing to the Big Bad Wolf. And also very naive because they allow themselves to be deceived by his lies; Well, all of them except one, the smallest of them all, who is much more intelligent and thanks to her cunning, she manages to save all her sisters from the Wolf.





# LITTLE RED RIDING HOOD

LISTENING 1. -TRACK 1-



## THE GOOD WOLF

Hello boys and girls. How are you? Do you know who I am? I am Little Red Riding Hood. Yes that's right, Little Red Riding Hood. I am going to my grandmother's house to bring her food in my basket: jam, bread, an apple and honey. But I have to be careful, very careful, because my mother says that the Big Bad Wolf is in the forest and he is dangerous. I'm not scared. I am a brave girl, very very brave. Do you want to come with me? If so, let's go now, because the path through the forest is very long.

Listen to the text again and repeat words when you hear the bell ring.

### REPEAT THE WORDS:

LITTLE RED RIDING HOOD – GRANDMOTHER – BASKET – JAM- BREAD - APPLE –  
HONEY – MOTHER – WOLF – SCARED – BRAVE – FOREST.

Hello boys and girls. How are you? Do you know who I am? I am Little Red Riding Hood (REPEAT...LITTLE RED RIDING HOOD). Yes that's right, Little Red Riding Hood. I am going to my grandmother's house (REPEAT...GRANDMOTHER) to bring her food in my basket (REPEAT...BASKET): jam (REPEAT...JAM), bread (REPEAT...BREAD), an apple (REPEAT...APPLE) and honey (REPEAT...HONEY). But I have to be careful, very careful, because my mother (REPEAT...MOTHER) says that the Big Bad Wolf (REPEAT...WOLF) is in the forest and he is dangerous. I'm not scared (REPEAT...SCARED). I am a brave girl, very very brave (REPEAT ...BRAVE). Do you want to come with me? If so, let's go now, because the path through the forest (REPEAT...FOREST) is very long.



# THE GOOD WOLF

LISTENING 2. -TRACK 2-



THE GOOD WOLF

Hello boys and girls. How are you? Do you know who I am? I am the Wolf. That's right, the Wolf. Everyone says I'm the big bad Wolf, but it's not true. I want to be good, to be the good Wolf, but in all the stories I am bad. I need help to be a good wolf, and to be friends with Little Red Riding Hood, the Three Little Pigs, and the Seven Little Goats. Do you want to help me? Come to the forest, I will wait for you. A big kiss and a hug for all of you from The Good Wolf.

Listen to the text again and repeat the words when you hear the bell ring.

### REPEAT THE WORDS:

WOLF – BAD WOLF – GOOD WOLF – STORIES – HELP – LITTLE RED RIDING HOOD – THE THREE LITTLE PIGS – SEVEN LITTLE GOATS – FOREST.

Hello boys and girls. How are you? Do you know who I am? I am the Wolf. That's right, the Wolf (REPEAT ...WOLF). Everyone says I'm the big bad Wolf (REPEAT...BAD WOLF), but it's not true. I want to be good, to be the good Wolf (REPEAT...GOOD WOLF), but in all the stories (REPEAT...STORIES) I am bad. I need help (REPEAT...HELP) to be a good wolf, and to be friends with Little Red Riding Hood (REPEAT...LITTLE RED RIDING HOOD), the Three Little Pigs (REPEAT...THREE LITTLE PIGS) and the Seven Little Goats (REPEAT...SEVEN LITTLE GOATS). Do you want to help me? Come to the forest (REPEAT ...FOREST), I will wait for you. A big kiss and a hug for all you from The Good Wolf.





# LITTLE RED RIDING HOOD

.Story -Track 3-



THE GOOD WOLF

Little Red Riding Hood lived in a wood with her mother. One day Little Red Riding Hood went to visit her grandmother. She had nice food in her basket. On her way Little Red Riding Hood met a wolf. 'Hello!' said the wolf. 'Where are you going?' 'I'm going to see my grandmother. She lives in a house behind those trees.' The wolf ran to her grandmother's house and ate her up. He got into her bed. A little later, Little Red Riding Hood reached the house. She looked at the wolf. 'Grandma, what big eyes you have!' 'All the better to see you with!' said the wolf. 'Grandma, what big ears you have!' 'All the better to hear you with!' said the wolf. 'Grandma, what a big nose you have!' 'All the better to smell you with!' said the wolf. 'Grandma, what big teeth you have!' 'All the better to eat you with!' shouted the wolf. A woodcutter was in the wood. He heard a loud scream and ran to the house. The woodcutter hit the wolf over the head. The wolf opened his mouth wide and the grandmother jumped out. The wolf ran away and the Little Red Riding Hood never saw the wolf again. The End.

## .ACTIVITY.

What is the order? Watch the story and put the sentences in order.  
On her way she met a wolf.

- On her way she met a wolf. \_\_\_\_\_ ☐
- Little Red Riding Hood looked at the wolf's eyes, ears, nose and teeth. \_\_\_\_\_ ☐
- One day Little Red Riding Hood went to visit her grandmother. \_\_\_\_\_ ☐
- Little Red Riding Hood never saw the wolf again. \_\_\_\_\_ ☐
- The wolf opened his mouth wide and the grandmother jumped out. \_\_\_\_\_ ☐
- The wolf ran to her grandmother's house and ate her up. \_\_\_\_\_ ☐
- A woodcutter heard a loud scream and ran to the house. \_\_\_\_\_ ☐

# THE THREE LITTLE PIGS

## .Story -Track 4



## THE GOOD WOLF

Once upon a time there were three little pigs. One pig built a house of straw while the second pig built his house with sticks. They built their houses very quickly and then sang and danced all day, because they were lazy. The third little pig worked hard all day and built his house with bricks. A big bad wolf saw the two little pigs while they danced and played and thought, "What juicy tender meals they will make!" He chased the two pigs and they ran and hid in their houses. The big bad wolf went to the first house and huffed and puffed and blew the house down in minutes. The frightened little pig ran to the second pig's house that was made of sticks. The big bad wolf now came to this house and huffed and puffed and blew the house down in hardly any time. Now, the two little pigs were terrified and ran to the third pig's house that was made of bricks. The big bad wolf tried to huff and puff and blow the house down, but he could not. He kept trying for hours but the house was very strong and the little pigs were safe inside. He tried to enter through the chimney but the third little pig boiled a big pot of water and kept it below the chimney. The wolf fell into the big pot of water, burnt himself, jumped out and ran away! The two little pigs now felt sorry for having been so lazy. They too built their houses with bricks and lived happily ever after.

The End.

### .ACTIVITY.

Fill in the gaps. Listen to the story again and fill in the blanks with the correct words.

### .WORDS.

LAZY – WOLF – HOURS – TWO – PIGS – TIME – BAD – HOUSE – STRAW – MINUTES  
STRONG – SORRY – WATER – END – BRICKS – CHIMNEY – AWAY – MEALS  
FIRST – SECOND – QUICKLY – STICKS – RAN – BLEW – THIRD.

Once upon a \_\_\_\_\_ there were three little \_\_\_\_\_. One pig built a \_\_\_\_\_ of \_\_\_\_\_ while the second pig built his house with \_\_\_\_\_. They built their houses very quickly and then sang and danced all day, because they were \_\_\_\_\_. The third little pig worked hard all day and built his house with \_\_\_\_\_. A big bad \_\_\_\_\_ saw the two little pigs while they danced and played and thought, "What juicy tender \_\_\_\_\_ they will make!" He chased the \_\_\_\_\_ pigs and they \_\_\_\_\_ and hid in their houses. The big bad wolf went to the \_\_\_\_\_ house and huffed and puffed and blew the house down in \_\_\_\_\_. The frightened little pig ran to the \_\_\_\_\_ pig's house that was made of sticks. The big bad wolf now came to this house and huffed and puffed and \_\_\_\_\_ the house down in hardly any time. Now, the two little pigs were terrified and ran to the \_\_\_\_\_ pig's house that was made of bricks. The big \_\_\_\_\_ wolf tried to huff and puff and blow the house down, but he could not. He kept trying for \_\_\_\_\_ but the house was very \_\_\_\_\_ and the little pigs were safe inside. He tried to enter through the \_\_\_\_\_ but the third little pig boiled a big pot of \_\_\_\_\_ and kept it below the chimney. The wolf fell into the big pot of water, burnt himself, jumped out and ran \_\_\_\_\_. The two little pigs now felt \_\_\_\_\_ for having been so lazy. They too built their houses with bricks and lived happily ever after.

The \_\_\_\_\_.

# THE STORY OF THE WOLF AND THE SEVEN LITTLE GOATS.

.Story -Track 5



THE GOOD WOLF

Once upon a time there lived a mother goat with her seven little goats. A big bad wolf lived near their house and always tried to catch the little goats. One day, mother goat had to go out. She said to the little goats, "Do not let anyone in, especially the wolf." After she left, the wolf came and knocked on the door and said, "Let me in!" But the little goats recognized his rough voice and refused to open the door. After a while, the wolf came again and knocked on the door. This time he spoke softly but the little goats asked him to show his paws. When they saw his black paws on the windowsill they knew it was the wolf and did not let him in. So, the wolf went to the bakery and put some white flour on his paws. When he knocked on the door the third time, the little goats saw the white paws and thought it was their mother. As soon as they opened the door, the wolf ate all the little goats, all except for the youngest. "Mom, the wicked wolf has eaten up all my brothers and sisters!" Sobbed the youngest. "I will teach that wolf a lesson," said mother goat. She went to the sleeping wolf hit him over the head and out sprang all the six little goats. They filled the wolf's pockets with stones, carried him to the well, threw him in and there he lived for ever and ever....

## .ACTIVITY.

True or False.

- |    |   |                          |          |
|----|---|--------------------------|----------|
| 1. | The story is called the Wolf and the Six Goats.                                     | <input type="checkbox"/> | <b>F</b> |
| 2. | The Wolf wants to be friends with the Goats.  | <input type="checkbox"/> | <b>F</b> |
| 3. | The little goats do not open the door to the Wolf because they recognize his voice. | <input type="checkbox"/> | <b>T</b> |
| 4. | The wolf paints its paws white with flour.  | <input type="checkbox"/> | <b>T</b> |
| 5. | Mother Goat teaches the Wolf a lesson.  | <input type="checkbox"/> | <b>T</b> |

# THE THREE STORIES

## .Story



### LITTLE RED RIDING HOOD –STORY-

Little Red Riding Hood lived in a wood with her mother. One day Little Red Riding Hood went to visit her grandmother. She had nice food in her basket. On her way Little Red Riding Hood met a wolf. 'Hello!' said the wolf. 'Where are you going?' 'I'm going to see my grandmother. She lives in a house behind those trees.' The wolf ran to her grandmother's house and ate her up. He got into her bed. A little later, Little Red Riding Hood reached the house. She looked at the wolf. 'Grandma, what big eyes you have!' 'All the better to see you with!' said the wolf. 'Grandma, what big ears you have!' 'All the better to hear you with!' said the wolf. 'Grandma, what a big nose you have!' 'All the better to smell you with!' said the wolf. 'Grandma, what big teeth you have!' 'All the better to eat you with!' shouted the wolf. A woodcutter was in the wood. He heard a loud scream and ran to the house. The woodcutter hit the wolf over the head. The wolf opened his mouth wide and the grandmother jumped out. The wolf ran away and the Little Red Riding Hood never saw the wolf again. The End.

### THE THREE LITTLE PIGS –STORY-

Once upon a time there were three little pigs. One pig built a house of straw while the second pig built his house with sticks. They built their houses very quickly and then sang and danced all day, because they were lazy. The third little pig worked hard all day and built his house with bricks. A big bad wolf saw the two little pigs while they danced and played and thought, "What juicy tender meals they will make!" He chased the two pigs and they ran and hid in their houses. The big bad wolf went to the first house and huffed and puffed and blew the house down in minutes. The frightened little pig ran to the second pig's house that was made of sticks. The big bad wolf now came to this house and huffed and puffed and blew the house down in hardly any time. Now, the two little pigs were terrified and ran to the third pig's house that was made of bricks. The big bad wolf tried to huff and puff and blow the house down, but he could not. He kept trying for hours but the house was very strong and the little pigs were safe inside. He tried to enter through the chimney but the third little pig boiled a big pot of water and kept it below the chimney. The wolf fell into the big pot of water, burnt himself, jumped out and ran away! The two little pigs now felt sorry for having been so lazy. They too built their houses with bricks and lived happily ever after. The End.

### THE WOLF AND THE SEVEN LITTLE GOATS –STORY-

Once upon a time there lived a mother goat with her seven little goats. A big bad wolf lived near their house and always tried to catch the little goats. One day, mother goat had to go out. She said to the little goats, "Do not let anyone in, especially the wolf." After she left, the wolf came and knocked on the door and said, "Let me in!" But the little goats recognized his rough voice and refused to open the door. After a while, the wolf came again and knocked on the door. This time he spoke softly but the little goats asked him to show his paws. When they saw his black paws on the windowsill they knew it was the wolf and did not let him in. So, the wolf went to the bakery and put some white flour on his paws. When he knocked on the door the third time, the little goats saw the white paws and thought it was their mother. As soon as they opened the door, the wolf ate all the little goats, all except for the youngest. "Mom, the wicked wolf has eaten up all my brothers and sisters!" Sobbed the youngest. "I will teach that wolf a lesson," said mother goat. She went to the sleeping wolf hit him over the head and out sprang all the six little goats. They filled the wolf's pockets with stones, carried him to the well, threw him in and there he lived for ever and ever... The End.

# STORIES ACTIVITIES



## THE GOOD WOLF

### THE LITTLE RED RIDING HOOD ACTIVITY.

What is the order? Watch the story and put the sentences in order.

- On her way she met a wolf. \_\_\_\_\_ ☐
- Little Red Riding Hood looked at the wolf's eyes, ears, nose and teeth. \_\_\_\_\_ ☐
- One day Little Red Riding Hood went to visit her grandmother. \_\_\_\_\_ ☐
- Little Red Riding Hood never saw the wolf again. \_\_\_\_\_ ☐
- The wolf opened his mouth wide and the grandmother jumped out. \_\_\_\_\_ ☐
- The wolf ran to her grandmother's house and ate her up. \_\_\_\_\_ ☐
- A woodcutter heard a loud scream and ran to the house. \_\_\_\_\_ ☐

### THE THREE LITTLE PIGS ACTIVITY.

Fill in the gaps. Listen to the story again and fill in the blanks with the correct words.

WORDS.

**LAZY – WOLF – HOURS – TWO – PIGS – TIME – BAD – HOUSE – STRAW – MINUTES – STRONG – SORRY – WATER – END  
– BRICKS – CHIMNEY – AWAY – MEALS – FIRST – SECOND – QUICKLY – STICKS – RAN – BLEW – THIRD.**

Once upon a \_\_\_\_ there were three little \_\_\_\_ . One pig built a \_\_\_\_ of \_\_\_\_ while the second pig built his house with \_\_\_\_ . They built their houses very quickly and then sang and danced all day, because they were \_\_\_\_ . The third little pig worked hard all day and built his house with \_\_\_\_ . A big bad \_\_\_\_ saw the two little pigs while they danced and played and thought, "What juicy tender \_\_\_\_ they will make!" He chased the \_\_\_\_ pigs and they \_\_\_\_ and hid in their houses. The big bad wolf went to the \_\_\_\_ house and huffed and puffed and blew the house down in \_\_\_\_ . The frightened little pig ran to the \_\_\_\_ pig's house that was made of sticks. The big bad wolf now came to this house and huffed and puffed and \_\_\_\_ the house down in hardly any time. Now, the two little pigs were terrified and ran to the \_\_\_\_ pig's house that was made of bricks. The big \_\_\_\_ wolf tried to huff and puff and blow the house down, but he could not. He kept trying for \_\_\_\_ but the house was very \_\_\_\_ and the little pigs were safe inside. He tried to enter through the \_\_\_\_ but the third little pig boiled a big pot of \_\_\_\_ and kept it below the chimney. The wolf fell into the big pot of water, burnt himself, jumped out and ran \_\_\_\_ ! The two little pigs now felt \_\_\_\_ for having been so lazy. They too built their houses with bricks and lived happily ever after. The \_\_\_\_ .

### THE WOLF AND THE SEVEN LITTLE GOATS ACTIVITY.

True or False.

1. The story is called the Wolf and the Six Goats. \_\_\_\_\_ ☐
2. The Wolf wants to be friends with the Goats. \_\_\_\_\_ ☐
3. The little goats do not open the door to the Wolf because they recognize his voice. \_\_\_\_\_ ☐
4. The wolf paints its paws white with flour. \_\_\_\_\_ ☐
5. Mother Goat teaches the Wolf a lesson. \_\_\_\_\_ ☐

# LITTLE RED RIDING HOOD IS MY NAME

.Song 1 -Track 6-



THE GOOD WOLF

Little Red Riding Hood  
That is my name  
And I am on my way to grandmas  
today  
Little Red Riding Hood that is my  
name  
I am so excited today is my day

I have all the things I need  
In the basket here with me  
I can't wait to see Grandma  
I will walk super-fast  
I won't talk to anyone  
I will get there super quick  
Yeah!

Little Red Riding Hood  
That is my name  
And I am on my way to  
grandmas today  
Little Red Riding Hood that  
is my name  
I am so excited today is my  
day





# I'M A GOOD WOLF

.Song 2 -Track 7-



THE GOOD WOLF

## THE WOLF:

I AM GOOD  
THE GOOD WOLF  
AND I WANT  
TO HAVE FRIENDS  
I'M NOT BAD  
I AM GOOD  
BUT ALONE

BECAUSE I AM A WOLF  
I AM A VERY GOOD WOLF

(speaking)

I'M ALONE AND I'M SAD  
BUT I'M GOOD, NO ONE CARES  
IT'S NOT FAIR  
BECAUSE I'M GOOD

I AM GOOD  
THE GOOD WOLF  
AND I WANT  
TO HAVE FRIENDS  
I'M NOT BAD  
I AM GOOD  
BUT ALONE

BECAUSE I AM A WOLF  
I AM A VERY GOOD WOLF

I JUST WANT A FRIEND  
SOMEONE HE TALK TO  
IT'S JUST NO FAIR  
CAN YOU HELP ME?  
PLEASE, CAN YOU HELP ME?



# THE THREE LITTLE PIGS



.Song 3 -Track 8-

HELLO, HELLO, HELLO

NOW WE ARE FRIENDS

THE WOLF AND THE THREE LITTLE PIGS

NOW WE ARE ALL HAPPY

TOGETHER WE PLAY

THE NEW STORY OF...

THE NEW STORY OF...

THE THREE LITTLE PIGS.

# THE WOLF AND THE SEVEN LITTLE GOATS

.Song 4 -Track 9-

HELLO, HELLO, HELLO

NOW WE ARE FRIENDS

THE WOLF AND THE LITTLE GOAT

NOW WE ARE ALL HAPPY

TOGETHER WE PLAY

THE NEW STORY OF...

THE NEW STORY OF...

THE SEVEN LITTLE GOATS.



# WE ARE FRIENDS

.Song 5 -Track 10-



## LITTLE RED RIDING HOOD and THE WOLF:

THIS IS IT, HERE WE ARE  
TOGETHER, WE ARE FRIENDS  
AT THE START, WE WERE NOT,  
BUT WE ARE NOW, WE'RE FRIENDS  
WE CHANGED, WE GREW,  
BECAME THE BEST OF FRIENDS  
AND NOW... WE SMILE, WE LAUGH,  
WE ARE HAPPY FRIENDS

## CHORUS: FRIENDS (X5)

NOW WE ARE FRIENDS  
NOW WE ARE FRIENDS

## CHORUS: FRIENDS (X5)

WE ARE BOTH HAPPY NOW,  
IT IS A HAPPY END

## SPEAKING:

**WOLF:** THANK YOU LITTLE RED RIDING HOOD

**LRRH:** NO, NO, NO, THANK YOU GOOD WOLF

**WOLF:** I'M HAPPY TO BE YOUR FRIEND.

THIS IS IT, HERE WE ARE  
TOGETHER, WE ARE FRIENDS...



# GRANDMA'S BASKET

## .Pre-Play Activity 1.





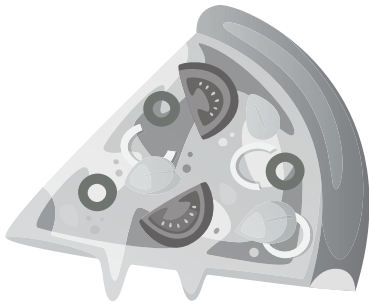


## THE GOOD WOLF

In this activity, the students will have to determine which are the foods that Little Red Riding Hood's mother has prepared for her Grandmother, and which ones she has not. To do this, they will write the name of each one of them, then they will color in the ones that are correct and then they will cut them out to put them inside the basket.

**CORRECT.**  
**INCORRECT.**

MILK – JAM – BREAD (TOAST) – APPLE – CAKE  
PIZZA- HAMBURGER



FOR TEACHERS

# THE HOUSES OF THE THREE LITTLE PIGS



## .Pre-Play Activity 2.

In this activity, the understanding of the story of the Three Little Pigs is facilitated by having the students colour the cards that appears below, then after cutting it out they put the drawings in order in correlation to the original story.



# WHERE ARE THE SEVEN LITTLE GOATS?



## .Pre-Play Activity 3.

In this activity the visual acuity of the students is determined, as well as their facility to learn vocabulary.

The students have to look at the drawing that appears below and discover where the seven little goats are hiding so that the wolf does not find them.

Then in the box below they must put the name of the object or thing they are hiding behind.

Chair - Plant - Picture - Bed - Table - Lamp - Cupboard







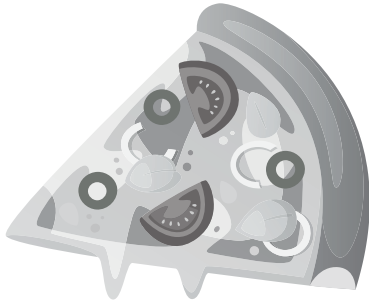
# GRANDMA'S BASKET

## .Pre-Play Activity 1.



THE GOOD WOLF

Decide what foods Little Red Riding Hood brings in the basket for her Grandmother, write their name, colour them in, and then cut them out to put them in the basket



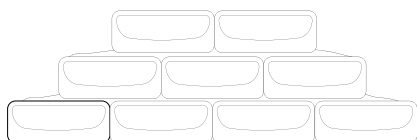
# THE HOUSES OF THE THREE LITTLE PIGS

## .Pre-Play Activity 2.

Cut and paste the pictures in the order of the story and then glue them in an interactive journal, glue them on cardboard to make a poster, or a sentence strip for reading.



THE GOOD WOLF




# WHERE ARE THE SEVEN LITTLE GOATS?

## .Pre-Play Activity 3.



In this activity the visual acuity of the students is determined, as well as their facility to learn vocabulary. The students have to look at the drawing that appears below and discover where the seven little goats are hiding so that the wolf does not find them.

Then in the box below they must put the name of the object or thing they are hiding behind.



# WHO IS WHO?

## .Post-Play Activity 1. -Track 11-



This activity enhances the students ability to listen, as well as their understanding. They must listen while drawing arrows for a total understanding and recognition of the voices of the different characters in the stories.

Listen to these sentences and determine who has said it (attach the sentence to the character with an arrow):

- GO TO GRANDMOTHER'S HOUSE AND TAKE HER THIS BASKET. **-Mother**
- LITTLE RED RIDING HOOD, COME IN, COME IN, THE DOOR IS OPEN. **-Wolf**
- I HAVE A VERY BIG HOUSE AND THE WOLF CAN'T ENTER. **-Pig**
- BAA... BAA... I WON'T OPEN THE DOOR BECAUSE YOU ARE THE WOLF. **-Sheep**
- GRANMA, WHAT A BIG MOUTH YOU HAVE. **-Little Red Riding Hood**
- I WANT TO BE VERY GOOD. **-Wolf**


# GOOD THINGS AND BAD THINGS



## .Post-Play Activity 2.

Students must link the sentences that appear with the corresponding drawings using arrows. Then they must determine what is right (what the GOOD WOLF would do) and what is wrong (what the BAD WOLF would do).

Everything that is good will be outlined with the colour green, and what is bad with the colour red.



# CHARACTER TRAITS

## .Post-Play Activity 3.

In this activity, students will practice describing characters based on images. They must choose the adjectives that best define these two characters. Then they can then colour them in



## THE GOOD WOLF

Name: \_\_\_\_\_

### Character Traits

Cut and paste 4 words from the boxes below to match the character

Little Red Riding Hood

friendly	mean	sweet	trusting
evil	caring	angry	shy

Name: \_\_\_\_\_

### Character Traits

Choose 4 character traits to describe the big bad wolf. Paste them in the path

WOLF

nice	sneaky	hungry	shy
bad	kind	sweet	mean



# CHOOSE THE CORRECT OPTION



## THE GOOD WOLF

### .Post-Play Activity 4.

In this activity, the students' ability to listen and understand will be promoted. For this, it is important that the students understand the story, and after reading the following questions they will choose the correct option for each of them.

1. The two most important characters in the play "The Good Wolf" are...
  - a.- Little Red Riding Hood and The Three Little Pigs.
  - b.- Little Red Riding Hood and the Wolf.**
  - c.- The Wolf and The Seven Little Goats.
2. To get to Granny's house, Little Red Riding Hood must cross...
  - a.- A field full of flowers.
  - b.- The city.
  - c.- The forest.**
3. Little Red Riding Hood is called that because...
  - a.- She wears red shoes.
  - b.- She wears a red cape.**
  - c.- She wears a red skirt.
- 4.- The wolf, in our story wants to be...
  - a. Good.**
  - b.- Bad.
  - c.- Fast.
- 5.- Little Red Riding Hood is bringing food to ...
  - a. Her Grandmother.**
  - b.- The Three Little Pigs.
  - c.- The Seven Little Goats.
- 6.- In our story Little Red Riding Hood...
  - a.- Helps the Wolf to be bad.
  - b.- Doesn't help the Wolf at all.
  - c.- Helps the Wolf to be good.**
- 7.- At the end of our story Little Red Riding Hood and the Good Wolf are...
  - a.- Enemies.
  - b.- Friends.**
  - c.- Brothers


# WHO IS WHO?

## .Post-Play Activity 1. -Track 9-

Listen to these sentences and determine who has said it  
(attach the sentence to the character with an arrow):



THE GOOD WOLF



-GO TO GRANDMOTHER'S HOUSE AND  
TAKE HER THIS BASKET.

-LITTLE RED RIDING HOOD, COME IN,  
COME IN, THE DOOR IS OPEN.


-I HAVE A VERY BIG HOUSE AND THE  
WOLF CAN'T ENTER.



-BAA... BAA... I WON'T OPEN THE DOOR  
BECAUSE YOU ARE THE WOLF.

-GRANMA, WHAT A BIG MOUTH YOU  
HAVE.

-I WANT TO BE VERY GOOD.



# GOOD THINGS AND BAD THINGS



## .Post-Play Activity 2.

Students must link the sentences that appear with the corresponding drawings using arrows. Then they must determine what is right (what the GOOD WOLF would do) and what is wrong (what the BAD WOLF would do).

Everything that is good will be outlined with the colour green, and what is bad with the colour red.



-Tear down the houses of the little pigs

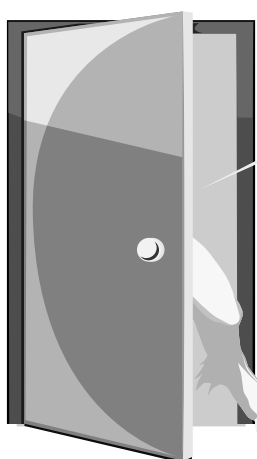
-Build the pigs' houses

-Scare Little Red Riding Hood


-Say hello to Little Red Riding Hood

-Lie to the seven little Goats


-Invite the Seven Goats to eat



I'M MOM !



HELLO!



# CHARACTER TRAITS

## .Post-Play Activity 3.

In this activity, students will practice describing characters based on images. They must choose the adjectives that best define these two characters. Then they can then colour them in.



THE GOOD WOLF

Name: \_\_\_\_\_

Character Traits

Cut and paste 4 words from the boxes below to match the character

Little Red Riding Hood

friendly	mean	sweet	trusting
evil	caring	angry	shy

Name: \_\_\_\_\_

Character Traits

Choose 4 character traits to describe the big bad wolf. Paste them in the path

WOLF

nice	sneaky	hungry	shy
bad	kind	sweet	mean

# CHOOSE THE CORRECT OPTION



## THE GOOD WOLF

### .Post-Play Activity 4.

In this activity, the students' ability to listen and understand will be promoted. For this, it is important that the students understand the story, and after reading the following questions they will choose the correct option for each of them.

**1. The two most important characters in the play "The Good Wolf" are...**

- a.- Little Red Riding Hood and The Three Little Pigs.
- b.- Little Red Riding Hood and the Wolf.
- c.- The Wolf and The Seven Little Goats.

**5.- Little Red Riding Hood is bringing food to ...**

- a. Her Grandmother.
- b.- The Three Little Pigs.
- c.- The Seven Little Goats.

**2. To get to Granny's house, Little Red Riding Hood must cross...**

- a.- A field full of flowers.
- b.- The city.
- c.- The forest.

**6.- In our story Little Red Riding Hood...**

- a.- Helps the Wolf to be bad.
- b.- Doesn't help the Wolf at all.
- c.- Helps the Wolf to be good.

**3.- Little Red Riding Hood is called that because...**


- a.- She wears red shoes.
- b.- She wears a red cape.
- c.- She wears a red skirt.

**7.- At the end of our story Little Red Riding Hood and the Good Wolf are...**

- a.- Enemies.
- b.- Friends.
- c.- Brothers

**4.- The wolf, in our story wants to be...**

- a. Good.
- b.- Bad.
- c.- Fast.



# EXTRA ACTIVITIES



**Extra Activity 1.** We are going to act out the story of LITTLE RED HOOD.

Distribute among the class, putting the students into groups of four, the characters from the story of Little Red Riding Hood, so that one is the NARRATOR, another RED HOOD, another THE WOLF and finally another THE WOODCUTTER.

Students should bring some clothing to better get into the role, and ideally use things from the class to serve as scenery.

Once everything is prepared, they have to put their ideas into motion and represent the work that has been decided upon. Who knows? There may be more than one great actor in the room.

**Extra Activity 2.** Build houses for the Three Little Pigs.

Time to build houses for the Three Little Pigs. Split the students up into small groups and give each group a building material, either drinking straws cut into small pieces, ice lolly sticks or lego bricks. Each group has to build a house with their materials. Then they'll have to describe it to the rest of the class. So for example, "my house is built with straw, it has a roof and walls and a door". Whose house will be the strongest? Let the students take turns to be the wolf and try and blow the house down: "I'll huff and I'll puff and I'll blow the house down!"

**Extra Activity 3.** The Wolf is Coming

Divide the students into groups of seven in the class, telling them that each one of them is one of the goats. When the teacher shouts, THE WOLF IS COMING! Students will hide in different parts of the classroom. The rest of the students, who will have remained with their eyes closed, will open them and must say where each of them has hidden. Let's see if they are able to hide super well.





# MORE INFORMATION



## Books

Classical stories. Little Red Riding Hood – The Three Little Pigs – The Seven Little Goats.

Little Red Reading Hood. Rowland, Lucy. Macmillan Children's Books. 2018. Paperback Illustrated by: Mantle, Ben

## Webs - Videos.

[https://en.wikipedia.org/wiki/Little\\_Red\\_Riding\\_Hood](https://en.wikipedia.org/wiki/Little_Red_Riding_Hood)

Little Red Riding Hood | LearnEnglish Kids ([britishcouncil.org](http://britishcouncil.org))

LITTLE RED RIDING HOOD | Fairy Tales | Gigglebox - YouTube

THE THREE LITTLE PIGS / <https://www.youtube.com/watch?v=-gdcgnSrUvU>

WOLF AND SEVEN LITTLE GOATS | English Fairy Tales And Stories - YouTube

Who's Afraid Of The Big Bad Wolf? - Walt Disney - YouTube



# VOCABULARY



## THE GOOD WOLF

### A.

- APPLE
- ANGRY
- AWAY
- ASK (to)

### B.

- BETTER
- BED
- BLOW (to)
- BIG
- BRAVE
- BAD
- BOYS
- BREAD
- BASKET
- BELL
- BRICKS
- BAKERY
- BROTHER

### C.

- CLOSE (to)
- CHIMNEY
- CATCH (to)
- CHAIR
- CHOOSE (to)
- COOKIE

### D.

- DAY
- DANGEROUS
- DOOR
- DANCE (to)
- DARK

### E.

- EYES
- EAT (to)
- END
- EARS

### F.

- FOREST
- FOOD
- FIRST

-FLOUR

-FLOWER

-FEET

-FOOT

### G.

- GOOD
- GOATS
- GIRLS
- GRANDMOTHER
- GRANMA
- GREEN

### H.

- HOUSE
- HOME
- HAVE (to)
- HUG
- HONEY
- HUNGRY
- HEAR (to)
- HEAD

-HOURS

-HELP

-HAND

-HOOD

### I.

-INSIDE

### J.

-JUMP (to)

-JAM

### K.

- KISS
- KNOCK (to)
- KIDS

### L.

- LIVE (to)
- LITTLE
- LONG
- LAZY
- LEAVES
- LIE
- LOOK (to)

-LESSON

-LAMP

-LOVE

### M.

- MOTHER
- MUM
- MOUTH
- MOON
- MEET (to)
- MEAL

### N.

-NEAR

### O.

- OPEN (to)
- OPTION

### P.

- PIGS
- PLAY (to)
- PAWS

### Q.

-QUICK

### R.

- RED
- RAINBOW
- RUN (to)

### S.

- SCARED
- SEVEN
- SKY
- SUN
- SEE (to)
- SAY (to)
- SMELL (to)
- SCREAM
- STRAW
- STICKS
- STRONG
- SORRY
- SAFE
- SISTER
- STORY

-SHOES

### T.

- TRUE
- TEETH
- TOOTH
- TAKE (to)
- THREE
- TREE
- TEACH (to)
- TABLE

-TAIL

-TALE

### U.

-UMBRELLA

### V.

-VOICE

